



Annual

Acquisitions Report



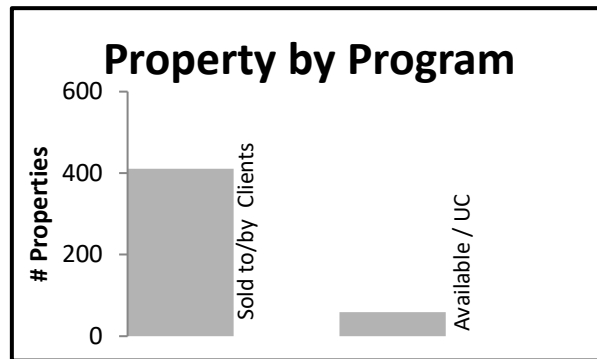
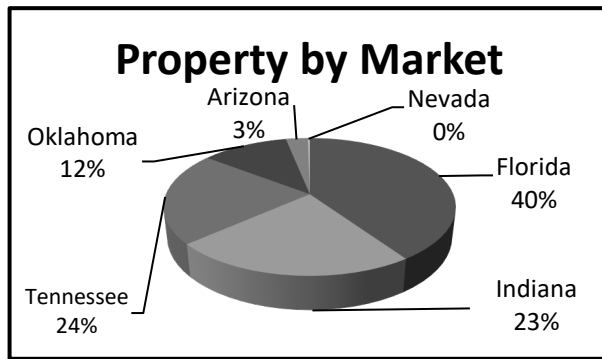
2021



Acquisition Summary

In 2021, the Acquisition Team at Done For You Real Estate (DFYRE) supplied 470+ properties to the various DFYRE programs. As of 12/31/2021, 330 were purchased by DFYRE clients, 81 were sold by DFYRE clients, and 59 were available or under contract. The data below breaks down DFYRE's Hot Aquiring Markets: Florida, Indiana, Tennessee & Oklahoma and Hot Resale Markets: Arizona & Nevada.

	Properties Acquired & Sold*	Acquisition & Sale Price*
Florida	166	\$ 37,932,249.00
Indiana	95	\$ 18,191,200.00
Tennessee	90	\$ 17,641,095.00
Oklahoma	47	\$ 10,804,975.00
Arizona	12	\$ 3,554,329.00
Nevada	1	\$ 320,000.00
Overall	411	\$ 88,443,848.00



Sold to/by DFYRE Clients	Available/Under Contract	Rejected**
411	59	270

Acquisition Property Averages*

	Purchase Price to Client	Square Footage	Price Per Square Foot	Year Built
Florida	\$ 226,165.04	1582	\$ 142.99	2019
Indiana	\$ 199,697.06	1597	\$ 125.01	1999
Tennessee	\$ 235,214.60	1771	\$ 132.83	1995
Oklahoma	\$ 229,893.09	1729	\$ 132.94	2013
Overall	\$ 223,298.72	1649	\$ 135.42	2009

Resale Property Averages*

	Sale Price	Equity Created	Years Owned
Arizona	\$ 296,194.08	\$ 166,760.75	6.99
Nevada	\$ 320,000.00	\$ 225,000.00	10.21
Indiana	\$ 170,807.41	\$ 62,596.30	4.54
Tennessee	\$ 221,400.00	\$ 83,206.67	6.01
Florida	\$ 241,120.88	\$ 100,017.46	5.60
Overall	\$ 223,163.85	\$ 95,861.52	6.50

*Refer to Appendix A & D for the complete list of properties purchased and sold along with data associated with each transaction.

**The rejected homes were returned to the supplier because they did not fit the DFYRE model after being submitted for review/initial approval.

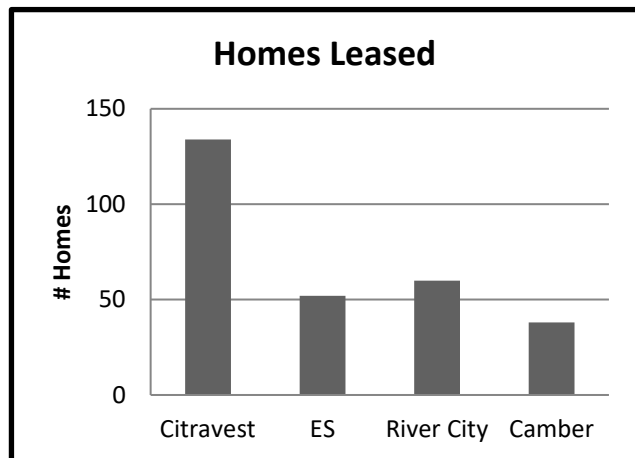
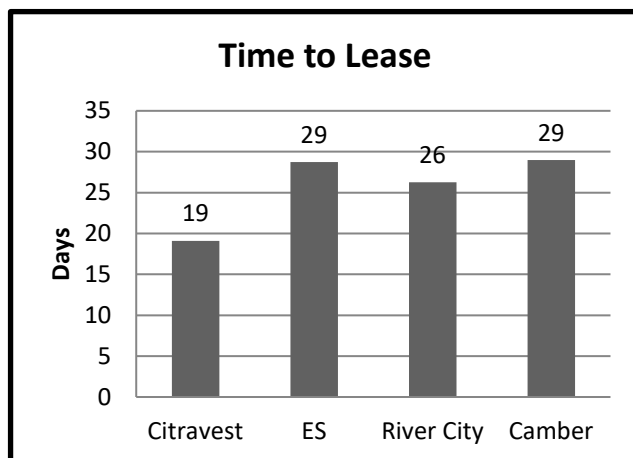


Property Management Summary

The Acquisition Team at Done for you Real Estate oversees multiple property managers in each market. Data below represents Hot Market property management performance for homes that started management in 2021. *

Overall	Target Rent	Actual Rent	% of Actual to Target Rent	Time to Lease**	Homes Leased	Total
	\$ 1,612.33	\$ 1,639.19	101.67%	24	285	285

PMC	Target Rent	Actual Rent	% of Actual to Target Rent	Time to Lease**	Homes Leased	Total
Florida						
Citravest	\$ 1,602.72	\$ 1,628.49	102%	19	134	134
FCG	\$ 1,550.00	\$ 1,550.00	100%	1	1	1
Indiana						
ES	\$ 1,541.29	\$ 1,524.13	99%	29	52	52
Tennessee						
River City	\$ 1,676.27	\$ 1,765.22	105%	26	60	60
Oklahoma						
Camber	\$ 1,637.13	\$ 1,624.88	99%	29	38	38



* Refer to Appendix B for details regarding this information.

** Time to lease is the period from when the property is put on market for lease, to the start date of the new lease.

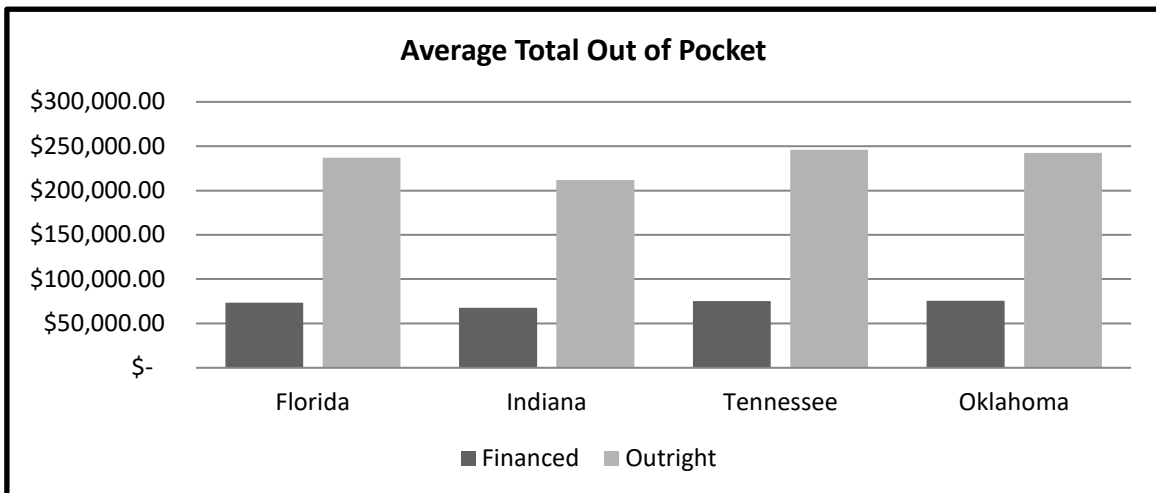
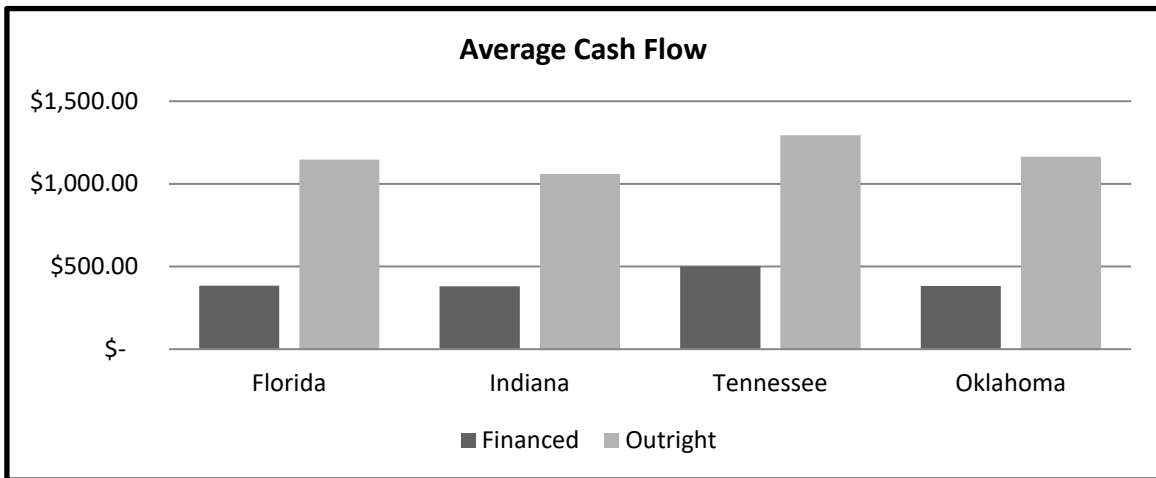
Properties purchased with tenants in place have no marketing start date, and are not included in the averages noted.



Cash Flow & Total Out of Pocket Summary

The homes supplied by Done For You Real Estate's In-House and Direct purchasing models in 2021 were used to gather these findings. The figures are based on estimated cash flow and estimated total out of pocket expenses.

	Financed Cash Flow*	Outright Cash Flow*	Financed Total Out of Pocket*	Outright Total Out of Pocket*
Florida	\$ 384.11	\$ 1,147.60	\$ 73,606.59	\$ 236,964.92
Indiana	\$ 379.85	\$ 1,059.61	\$ 67,746.69	\$ 211,598.58
Tennessee	\$ 500.06	\$ 1,293.78	\$ 75,373.17	\$ 245,916.09
Oklahoma	\$ 382.46	\$ 1,163.87	\$ 75,745.92	\$ 242,545.35
Overall	\$ 409.59	\$ 1,162.88	\$ 73,118.60	\$ 234,622.64



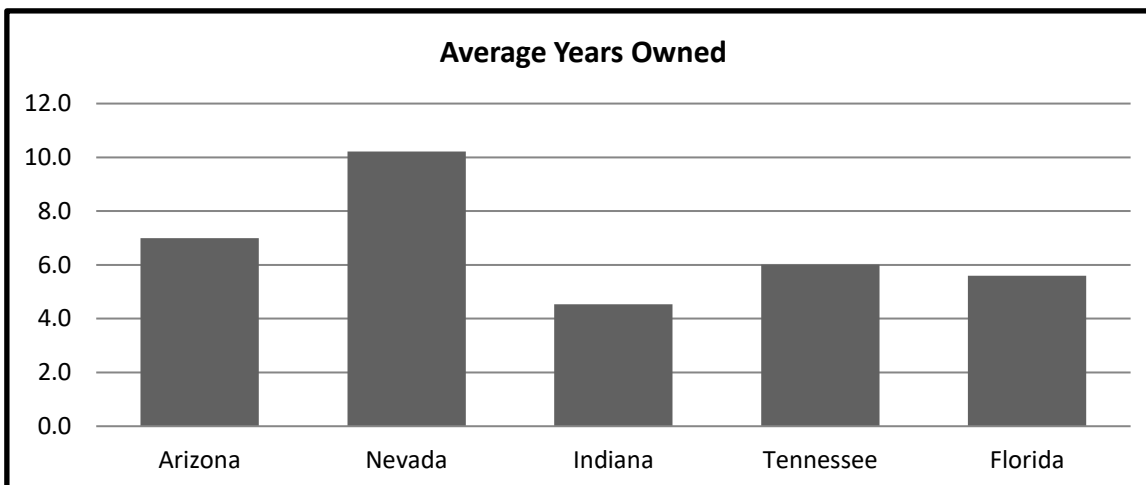
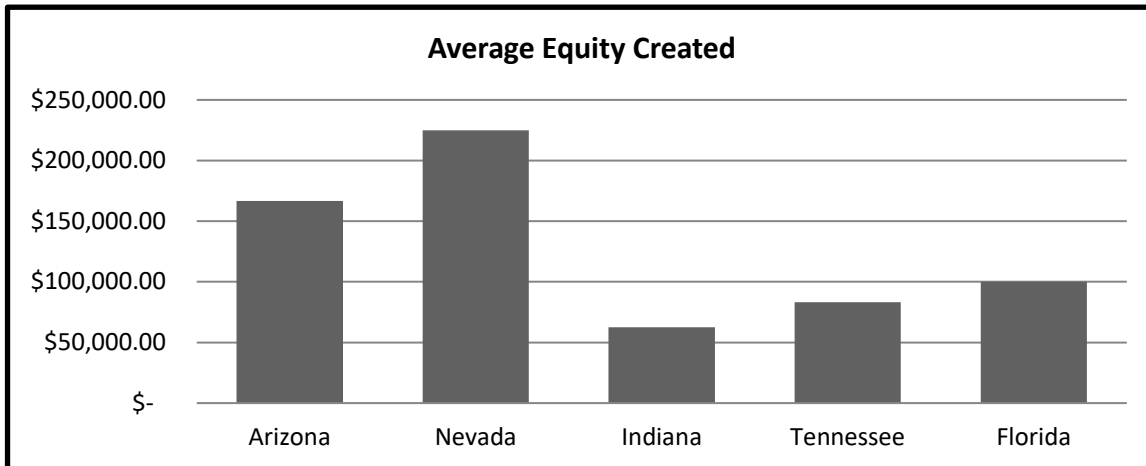
*Refer to Appendix C for Cash Flow and Total Out of Pocket details.



Property Resale Summary

As part of the Done For You Real Estate model, the acquisitions team advises and assists clients in exiting properties at a time that may benefit a client's portfolio. The team walks the clients through the entire process including return analysis, rehab, showings, negotiations, and escrow. A total of 83 properties were sold in 2021. These properties were originally purchased by clients through the DFYRE model between 2011 and 2021.

	Original Client Purchase Price	Sale Price	Equity Created	Years Owned
Arizona	\$ 129,433.33	\$ 296,194.08	\$ 166,760.75	7.0
Nevada	\$ 95,000.00	\$ 320,000.00	\$ 225,000.00	10.2
Indiana	\$ 108,211.11	\$ 170,807.41	\$ 62,596.30	4.5
Tennessee	\$ 138,193.33	\$ 221,400.00	\$ 83,206.67	6.0
Florida	\$ 141,103.42	\$ 241,120.88	\$ 100,017.46	5.6
Overall	\$ 127,302.33	\$ 223,163.85	\$ 95,861.52	6.5



*Refer to Appendix D for Property Resale details.



**Appendix A
Properties Purchased**

	Purchase Price Total	Average Purchase Price	Number Properties	Avg. Yr Built	Avg. Sq. Feet	Avg. \$ Sq. Foot
Florida	\$ 31,663,106.00	\$ 226,165.04	140	2019	1582	\$ 142.99
Indiana	\$ 13,579,400.00	\$ 199,697.06	68	1999	1597	\$ 125.01
Tennessee	\$ 17,641,095.00	\$ 235,214.60	75	1995	1771	\$ 132.83
Oklahoma	\$ 10,804,975.00	\$ 229,893.09	47	2013	1729	\$ 132.94
Overall	\$ 73,688,576.00	\$ 223,298.72	330	2009	1649	\$ 135.42

PROPERTY LIST

ACQUISITION DATE	PROPERTY ADDRESS	STATE LOCATION	CLIENT PURCHASE PRICE	Year Built	Square Feet	Price Per Square Foot
01/06/2021	Whispering Trails Drive Winter Haven, FL 33884	FL	204,000.00	2017	1538	\$ 132.64
01/08/2021	Salmon Court Poinciana, FL 34759	FL	180,490.00	2020	1246	\$ 144.86
01/11/2021	Osprey Way Winter Haven, FL 33881	FL	220,000.00	2018	1621	\$ 135.72
01/25/2021	Wallace Manor Boulevard Winter Haven, FL 3388	FL	223,500.00	2015	1852	\$ 120.68
01/25/2021	Autumn Stream Drive Auburndale, FL 33823	FL	260,990.00	2020	1828	\$ 142.77
01/28/2021	Manitoba Court Poinciana, FL 34759	FL	203,500.00	2020	1359	\$ 149.74
02/03/2021	Majestic Gardens Drive Winter Haven, FL 33880	FL	184,500.00	2013	1266	\$ 145.73
02/03/2021	N Triana Drive Citrus Springs, FL 34434	FL	186,000.00	2003	1932	\$ 96.27
02/12/2021	Galloway Street Lake Alfred, FL 33850	FL	241,530.00	2021	1595	\$ 151.43
02/18/2021	Lake Lucerne Way Winter Haven, FL 33881	FL	237,000.00	2018	2004	\$ 118.26
02/22/2021	Summit Avenue Lake Wales, FL 33853	FL	204,900.00	2020	1318	\$ 155.46
02/24/2021	Alexzander Way Winter Haven, FL 33881	FL	227,990.00	2020	1408	\$ 161.92
02/24/2021	Miles Boulevard Dundee, FL 33838	FL	209,000.00	2017	1378	\$ 151.67
02/25/2021	Country Walk Club Circle Winter Haven, FL 3388	FL	243,210.00	2020	1672	\$ 145.46
02/26/2021	Salisbury Drive Winter Haven, FL 33881	FL	208,500.00	2016	1419	\$ 146.93
03/01/2021	Galloway Terrace Winter Haven, FL 33881	FL	195,000.00	2007	1330	\$ 146.62
03/01/2021	Swan Lake Circle Dundee, FL 33838	FL	213,000.00	2019	1401	\$ 152.03
03/02/2021	Overlook Grove Drive Winter Haven, FL 33884	FL	225,500.00	2013	1887	\$ 119.50
03/03/2021	Whispering Trails Drive Winter Haven, FL 33884	FL	193,500.00	2017	1262	\$ 153.33
03/05/2021	W Glenhaven Drive Citrus Springs, FL 34434	FL	199,900.00	2020	1615	\$ 123.78
03/08/2021	Michigan Drive Poinciana, FL 34759	FL	194,900.00	2020	1261	\$ 154.56
03/09/2021	W Viking Lane Citrus Springs, FL 34433	FL	199,900.00	2020	1615	\$ 123.78
03/11/2021	Wakefield Drive Brooksville, FL 34602	FL	190,990.00	2021	1470	\$ 129.93
03/12/2021	Wakefield Drive Brooksville, FL 34602	FL	185,000.00	2021	1470	\$ 125.85
03/16/2021	Mary Avenue Brooksville, FL 34602	FL	199,990.00	2020	1658	\$ 120.62
03/18/2021	Lily Way Lane Poinciana, FL 34759	FL	227,900.00	2020	1580	\$ 144.24
03/19/2021	Skyview Drive Auburndale, FL 33823	FL	220,000.00	2015	1770	\$ 124.29
03/22/2021	Valentina Lane Auburndale, FL 33823	FL	242,771.00	2021	1715	\$ 141.56
03/23/2021	Mott Avenue Brooksville, FL 34602	FL	202,990.00	2020	1658	\$ 122.43
03/25/2021	James Court Poinciana, FL 34759	FL	200,000.00	2018	1480	\$ 135.14
03/30/2021	Aegean Circle Lehigh Acres, FL 33936	FL	170,990.00	2021	1400	\$ 122.14
03/30/2021	Aegean Circle Lehigh Acres, FL 33936	FL	170,990.00	2021	1400	\$ 122.14

03/31/2021	Nova Drive Davenport, FL 33837	FL	250,000.00	2017	1788	\$ 139.82
04/02/2021	W Nieman Drive Citrus Springs, FL 34433	FL	190,890.00	2021	1650	\$ 115.69
04/08/2021	W Zinnia Lane Poinciana, FL 34759	FL	227,900.00	2021	1580	\$ 144.24
04/12/2021	Lucerne Boulevard Winter Haven, FL 33881	FL	215,000.00	2019	1431	\$ 150.24
04/13/2021	Oro Valley Road Auburndale, FL 33823	FL	235,000.00	2020	1690	\$ 139.05
04/14/2021	Milestone Drive Haines City, FL 33844	FL	243,000.00	2017	1959	\$ 124.04
04/15/2021	W Lynnhaven Place Citrus Springs, FL 34434	FL	205,000.00	2021	1615	\$ 126.93
04/15/2021	Orleans Drive Eagle Lake, FL 33839	FL	242,000.00	2020	1715	\$ 141.11
04/16/2021	Salisbury Drive Winter Haven, FL 33881	FL	263,900.00	2018	2331	\$ 113.21
04/16/2021	Solis Drive Winter Haven, FL 33880	FL	240,500.00	2018	1829	\$ 131.49
04/19/2021	W Adele Court Citrus Springs, FL 34434	FL	202,500.00	2020	1464	\$ 138.32
04/21/2021	Begonia Place Poinciana, FL 34759	FL	239,900.00	2021	1649	\$ 145.48
04/22/2021	Bayridge Court Spring Hill, FL 34606	FL	239,990.00	2020	2217	\$ 108.25
04/23/2021	Somerset Drive Davenport, FL 33897	FL	305,000.00	2005	1782	\$ 171.16
04/26/2021	W Camilo Drive Citrus Springs, FL 34433	FL	204,900.00	2021	1615	\$ 126.87
04/27/2021	N Sandree Drive, Citrus Springs, FL 34434	FL	175,990.00	2021	1449	\$ 121.46
04/28/2021	N Majorca Way Citrus Springs, FL 34434	FL	189,900.00	2020	1615	\$ 117.59
04/29/2021	W Smallman Place Citrus Springs, FL 34434	FL	191,990.00	2021	1612	\$ 119.10
04/30/2021	W Copper Lane Citrus Springs, FL 34433	FL	189,900.00	2021	1406	\$ 135.06
04/30/2021	Oleander Street Winter Haven, FL 33881	FL	230,000.00	2018	2019	\$ 113.92
04/30/2021	Brenton Manor Avenue Winter Haven, FL 33881	FL	251,000.00	2013	1976	\$ 127.02
05/05/2021	Pequod Place Kissimmee, FL 34746	FL	385,000.00	2016	2128	\$ 180.92
05/06/2021	N Danube Loop Citrus Springs, FL 34434	FL	209,900.00	2021	1453	\$ 144.46
05/07/2021	North Majorca Way Citrus Springs, FL 34433	FL	219,900.00	2021	1615	\$ 136.16
05/11/2021	Escambia Lane Poinciana, FL 34759	FL	234,900.00	2021	1580	\$ 148.67
05/12/2021	W Hampshire Boulevard Citrus Springs, FL 34434	FL	204,900.00	2020	1615	\$ 126.87
05/14/2021	Denton Avenue Auburndale, FL 33823	FL	249,000.00	2020	1686	\$ 147.69
05/18/2021	Osprey Way Winter Haven, FL 33881	FL	247,850.00	2019	1825	\$ 135.81
05/21/2021	Langdon Road Citrus Springs, FL 34434	FL	213,900.00	2021	1453	\$ 147.21
05/25/2021	W Hemlock Drive Citrus Springs, FL 34434	FL	219,900.00	2020	1615	\$ 136.16
05/28/2021	Forest Ridge Drive Winter Haven, FL 33881	FL	260,000.00	2017	1788	\$ 145.41
06/02/2021	Salisbury Drive Winter Haven, FL 33881	FL	265,500.00	2016	1912	\$ 138.86
06/02/2021	Whispering Trails Drive Winter Haven, FL 33884	FL	230,000.00	2016	1728	\$ 133.10
06/16/2021	Cello Street Davenport, FL 33896	FL	245,000.00	2002	1564	\$ 156.65
06/29/2021	W Swanson Drive Citrus Springs, FL 34434	FL	209,900.00	2021	1406	\$ 149.29
06/30/2021	W Rutland Drive Citrus Springs, FL 34434	FL	224,900.00	2020	1615	\$ 139.26
06/30/2021	N Jamaica Drive Citrus Springs, FL 34434	FL	224,900.00	2020	1615	\$ 139.26
07/01/2021	Summerfield Circle Winter Haven, FL 33881	FL	253,000.00	2015	1782	\$ 141.98
07/06/2021	N Sandborn Loop Citrus Springs, FL 34433	FL	204,900.00	2021	1406	\$ 145.73
07/06/2021	W Willburton Drive Citrus Springs, FL 34434	FL	219,900.00	2020	1615	\$ 136.16
07/06/2021	Redbay Drive Brooksville, FL 34602	FL	234,000.00	2019	1546	\$ 151.36
07/08/2021	Pelican Court Poinciana, FL 34759	FL	242,000.00	2021	1684	\$ 143.71
07/12/2021	W Grecian Drive Citrus Springs, FL 34434	FL	219,900.00	2021	1406	\$ 156.40
07/15/2021	N Ripley Drive Citrus Springs, FL 34433	FL	210,000.00	2021	1406	\$ 149.36
07/23/2021	W Viking Lane Citrus Springs, FL 34433	FL	210,900.00	2021	1406	\$ 150.00
07/27/2021	N Maltese Drive Citrus Springs, FL 34433	FL	231,900.00	2021	1453	\$ 159.60
07/28/2021	Salisbury Drive Winter Haven, FL 33881	FL	265,000.00	2018	1874	\$ 141.41
07/30/2021	N Fieldstone Drive Citrus Springs, FL 34433	FL	224,900.00	2021	1615	\$ 139.26
08/04/2021	N Bedstrow Boulevard Citrus Springs, FL 34434	FL	229,990.00	2021	1615	\$ 142.41
08/06/2021	W Hampshire Boulevard Citrus Springs, FL 34433	FL	210,900.00	2021	1406	\$ 150.00
08/10/2021	N Varsity Avenue Citrus Springs, FL 34434	FL	224,900.00	2021	1615	\$ 139.26
08/13/2021	N Maltese Drive Citrus Springs, FL 34434	FL	231,900.00	2021	1453	\$ 159.60
08/13/2021	Salisbury Dr Winter Haven, FL 33881	FL	265,000.00	2015	1798	\$ 147.39
08/18/2021	Legatto Loop Dundee, FL 33838	FL	269,000.00	2017	1855	\$ 145.01
08/26/2021	Dogwood Place Ocala, FL 34472	FL	230,000.00	2021	1406	\$ 163.58

08/27/2021	W Bravura Drive Citrus Springs, FL 34434	FL	232,900.00	2021	1453	\$ 160.29
09/03/2021	W Homeway Loop Citrus Springs, FL 34434	FL	212,000.00	2021	1406	\$ 150.78
09/03/2021	W Pinegrove Drive Citrus Springs, FL 34434	FL	229,900.00	2021	1636	\$ 140.53
09/07/2021	Coralbean Court Brooksville, FL 34613	FL	233,900.00	2021	1442	\$ 162.21
09/09/2021	N Tempest Drive Citrus Springs, FL 34433	FL	224,900.00	2021	1615	\$ 139.26
09/09/2021	W Bravura Drive Citrus Springs, FL 34433	FL	232,900.00	2021	1453	\$ 160.29
09/13/2021	W Redgate Drive Citrus Springs, FL 34433	FL	213,000.00	2021	1495	\$ 142.47
09/15/2021	Country Club Circle Winter Haven, FL 33881	FL	268,000.00	2018	1851	\$ 144.79
09/16/2021	Perch Drive Poinciana, FL 34759	FL	215,000.00	2021	1261	\$ 170.50
09/17/2021	N Lime Drive Citrus Springs, FL 34433	FL	229,900.00	2021	1636	\$ 140.53
09/21/2021	W Bolero Place Citrus Springs, FL 34434	FL	224,900.00	2020	1615	\$ 139.26
09/21/2021	Michelle Street, Winter Haven FL 33881	FL	264,000.00	2017	1867	\$ 141.40
09/24/2021	W Goldcoast Place Citrus Springs, FL 34434	FL	229,900.00	2021	1636	\$ 140.53
09/27/2021	W Glenhaven Drive Citrus Springs, FL 34434	FL	214,900.00	2021	1428	\$ 150.49
09/29/2021	Camellia Ct Poinciana, FL 34759	FL	245,000.00	2017	1263	\$ 193.98
09/30/2021	N Creek Way Citrus Springs, FL 34433	FL	235,950.00	2021	1453	\$ 162.39
10/01/2021	N Brook Way Citrus Springs, FL 34433	FL	229,900.00	2021	1636	\$ 140.53
10/04/2021	Sunway Lane, Winter Haven, FL, 33880	FL	252,000.00	2005	1874	\$ 134.47
10/06/2021	N Mataro Avenue Citrus Springs, FL 34434	FL	210,000.00	2021	1453	\$ 144.53
10/08/2021	W Glenhaven Drive Citrus Springs, FL 34434	FL	229,900.00	2021	1636	\$ 140.53
10/08/2021	W Manchester Drive Citrus Springs, FL 34434	FL	234,900.00	2021	1453	\$ 161.67
10/12/2021	W Rutland Drive Citrus Springs, FL 34434	FL	229,900.00	2021	1636	\$ 140.53
10/13/2021	Lynrock Avenue, Dundee FL 33838	FL	259,900.00	2016	1600	\$ 162.44
10/18/2021	N Creek Way Citrus Springs, FL 34434	FL	214,900.00	2021	1428	\$ 150.49
10/18/2021	W Swanson Drive Citrus Springs, FL 34434	FL	229,900.00	2021	1636	\$ 140.53
10/18/2021	W Manchester Drive, Citrus Springs FL 34433	FL	239,900.00	2021	1453	\$ 165.11
10/25/2021	W Dandee Place Citrus Springs, FL 34434	FL	214,900.00	2021	1428	\$ 150.49
10/25/2021	N Clayton Avenue Citrus Springs, FL 34434	FL	214,900.00	2021	1428	\$ 150.49
10/26/2021	W Rutland Drive Citrus Springs, FL 34434	FL	229,900.00	2021	1636	\$ 140.53
11/05/2021	N Janeaux Drive Citrus Springs, FL 34434	FL	217,500.00	2021	1428	\$ 152.31
11/05/2021	W McNeal Drive Citrus Springs, FL 34434	FL	235,900.00	2021	1453	\$ 162.35
11/15/2021	W Elmore Loop Citrus Springs, FL 34434	FL	225,000.00	2021	1406	\$ 160.03
11/19/2021	W Diamond Road Citrus Springs, FL 34434	FL	229,900.00	2021	1615	\$ 142.35
11/23/2021	E Nesbitt Lane Citrus Springs, FL 34434	FL	215,000.00	2021	1453	\$ 147.97
11/29/2021	W Quaker Lane Citrus Springs, FL 34434	FL	229,900.00	2021	1615	\$ 142.35
11/30/2021	Alexander Way, Lake Alfred, FL 33850	FL	275,000.00	2015	1553	\$ 177.08
12/03/2021	W Linden Drive Citrus Springs, FL 34434	FL	232,500.00	2021	1636	\$ 142.11
12/06/2021	N Vaughn Drive Citrus Springs, FL 34433	FL	222,500.00	2021	1428	\$ 155.81
12/06/2021	W Edison Place Citrus Springs, FL 34433	FL	217,500.00	2021	1406	\$ 154.69
12/08/2021	N Krouse Way Citrus Springs, FL 34433	FL	217,500.00	2021	1428	\$ 152.31
12/09/2021	W Riley Drive Citrus Springs, FL 34434	FL	220,000.00	2021	1428	\$ 154.06
12/10/2021	N Veronica Drive Citrus Springs, FL 34433	FL	217,000.00	2021	1428	\$ 151.96
12/10/2021	N Lansen Way Citrus Springs, FL 34433	FL	229,900.00	2021	1615	\$ 142.35
12/14/2021	N Vince Drive Citrus Springs, FL 34434	FL	214,900.00	2021	1406	\$ 152.84
12/15/2021	Roberta Drive, Winter Haven, FL 33881	FL	290,000.00	2018	1748	\$ 165.90
12/16/2021	W Sharpes Drive, Citrus Springs, FL 34433	FL	215,000.00	2021	1453	\$ 147.97
12/17/2021	N Pineview Way Citrus Springs, FL 34434	FL	215,000.00	2021	1428	\$ 150.56
12/20/2021	N Pineview Way Citrus Springs, FL 34434	FL	229,900.00	2021	1615	\$ 142.35
12/23/2021	N Manuetta Drive Citrus Springs, FL 34434	FL	229,900.00	2021	1615	\$ 142.35
12/27/2021	W Rutland Drive Citrus Springs, FL 34434	FL	215,000.00	2021	1428	\$ 150.56
12/28/2021	First Drive, Eagle Lake, FL 33839	FL	283,125.00	2021	1597	\$ 177.29
12/29/2021	Brenton Manor Avenue, Winter Haven, FL 33881	FL	267,000.00	2011	1514	\$ 176.35
12/30/2021	E Loring Lane Inverness, FL 34452	FL	194,000.00	2021	1196	\$ 162.21
1/20/2021	Signet Ln, Indianapolis, IN, 46235	IN	160,000.00	2001	1745	\$ 91.69
2/12/2021	Riverwood Road Indianapolis, IN 46214	IN	175,000.00	1986	1360	\$ 128.68

2/23/2021	Northridge Drive Noblesville, IN 46060	IN	225,000.00	1993	1728	\$ 130.21
2/24/2021	Whistlewood Drive Indianapolis, IN 46239	IN	190,000.00	2017	1633	\$ 116.35
2/26/2021	Apple Creek Drive Indianapolis, IN 46235	IN	187,000.00	2007	2342	\$ 79.85
3/3/2021	Riversport Court Indianapolis, IN 43221	IN	169,000.00	1998	1038	\$ 162.81
3/4/2021	Earlswood Lane Indianapolis, IN 46217	IN	173,500.00	2002	1326	\$ 130.84
3/12/2021	Raymond Park Drive Indianapolis, IN 46239	IN	225,000.00	2001	2066	\$ 108.91
3/22/2021	Sunningdale Boulevard Indianapolis, IN 46234	IN	240,000.00	1994	1931	\$ 124.29
3/23/2021	Browns Valley Lane Indianapolis, IN 46113	IN	210,000.00	2001	1784	\$ 117.71
3/23/2021	Wooden Branch Drive Indianapolis, IN 46221	IN	225,000.00	2000	2313	\$ 97.28
3/26/2021	Oyster Key Lane Plainfield, IN 46168	IN	211,000.00	2003	1710	\$ 123.39
3/26/2021	Northern Dancer Drive Indianapolis, IN 46234	IN	185,000.00	2003	1588	\$ 116.50
3/26/2021	Tamara Court Franklin, IN 46131	IN	158,000.00	1993	1144	\$ 138.11
3/31/2021	Parklake Place Indianapolis, IN 46217	IN	188,000.00	2003	1522	\$ 123.52
4/16/2021	Shadowbrook Drive Plainfield, IN 46168	IN	226,000.00	2002	2518	\$ 89.75
4/21/2021	Wandflower Circle Indianapolis, IN 46231	IN	198,000.00	2002	1792	\$ 110.49
4/23/2021	Rosefinch Circle Indianapolis, IN 46228	IN	182,000.00	2017	1361	\$ 133.73
4/30/2021	Pendula Drive Indianapolis, IN 46236	IN	220,000.00	1997	1907	\$ 115.36
4/30/2021	Fox Glen Drive Indianapolis, IN 46239	IN	196,000.00	2005	1610	\$ 121.74
4/30/2021	Sandy Forge Drive Indianapolis, IN 46221	IN	175,000.00	2000	1319	\$ 132.68
5/5/2021	Prairie Meadow Drive Indianapolis, IN 469221	IN	201,500.00	2009	1710	\$ 117.84
5/6/2021	Amber Glow Lane Indianapolis, IN 46229	IN	160,000.00	1999	1460	\$ 109.59
5/25/2021	Fenster Drive Indianapolis, IN, 46234	IN	172,000.00	1974	1588	\$ 108.31
5/26/2021	Paradise Way E #B Greenwood, IN 46143	IN	135,000.00	1983	1270	\$ 106.30
5/26/2021	Wynridge Court Indianapolis, IN 46235	IN	182,500.00	1997	1246	\$ 146.47
5/28/2021	Sharsted Court Indianapolis, IN 46236	IN	225,000.00	1994	1600	\$ 140.63
5/28/2021	Gazebo Drive Indianapolis, IN 46227	IN	185,000.00	2004	1443	\$ 128.21
6/2/2021	Alvey Court, Greenwood, IN, 46143	IN	171,000.00	2001	1078	\$ 158.63
6/3/2021	Hazelhatch Drive Indianapolis, IN 46268	IN	199,000.00	1998	1200	\$ 165.83
6/3/2021	Sycamore Forge Lane Indianapolis, IN 46254	IN	185,000.00	1995	1200	\$ 154.17
6/18/2021	Limberlost Court Camby, IN 46113	IN	205,000.00	2002	1515	\$ 135.31
6/21/2021	Tybalt Circle Indianapolis, IN 46254	IN	180,000.00	1994	1284	\$ 140.19
6/28/2021	Comb Run Court Avon, IN 46123	IN	255,000.00	2001	2268	\$ 112.43
6/30/2021	Long River Lane Indianapolis, IN 46221	IN	215,000.00	1999	1526	\$ 140.89
6/30/2021	Yellowstone Way Franklin, IN 46131	IN	215,000.00	2007	1731	\$ 124.21
7/2/2021	Orth Drive Indianapolis, IN 46221	IN	178,000.00	1998	1172	\$ 151.88
7/2/2021	Wilder Way Indianapolis, IN 46216	IN	205,000.00	2001	1464	\$ 140.03
7/23/2021	Grandview Drive Avon, IN 46123	IN	195,000.00	1997	1200	\$ 162.50
7/28/2021	Blue Ash Lane Indianapolis, IN 46239	IN	187,900.00	2002	1682	\$ 111.71
7/29/2021	Redland Lane Perry, IN 46217	IN	175,000.00	2000	1314	\$ 133.18
7/30/2021	Cembra Drive Greenwood, 46143	IN	190,000.00	2002	1686	\$ 112.69
7/30/2021	Allegro Drive Indianapolis, IN 46231	IN	200,000.00	2002	2020	\$ 99.01
7/30/2021	Washington Cove Way Indianapolis, IN 46229	IN	189,000.00	1994	1348	\$ 140.21
8/3/2021	North Fogelson Dr, Indianapolis, IN, 46229	IN	172,000.00	1962	1436	\$ 119.78
8/4/2021	Zionsville Road Indianapolis, IN 46268	IN	220,000.00	1985	1710	\$ 128.65
8/12/2021	Salamonie Drive Indianapolis, IN 46203	IN	185,000.00	2004	1202	\$ 153.91
8/23/2021	Hosta Way Camby, IN 46113	IN	220,000.00	2010	2284	\$ 96.32
9/3/2021	Grand Fir Dr, Greenwood, IN, 46143	IN	180,000.00	2007	1362	\$ 132.16
9/17/2021	Bancaster Drive Indianapolis, IN 46268	IN	260,000.00	1991	1542	\$ 168.61
9/23/2021	Deer Creek Place Indianapolis, IN, 46254	IN	233,000.00	1989	2206	\$ 105.62
9/23/2021	Glen Haven Boulevard, Plainfield, IN 46168	IN	220,000.00	1999	1390	\$ 158.27
9/24/2021	W Denton Drive, McCordsville IN 46055	IN	225,000.00	2002	1500	\$ 150.00
9/30/2021	Sweetsen Road Camby, IN 46113	IN	215,000.00	1999	1751	\$ 122.79
10/29/2021	Aulton Drive Noblesville, IN 46060	IN	205,000.00	1997	1461	\$ 140.31
10/29/2021	Cotton Bay Drive North, Indianapolis, IN, 46254	IN	150,000.00	1989	1504	\$ 99.73
11/1/2021	Taurus Court, Franklin, IN 46131	IN	215,000.00	2003	1499	\$ 143.43

11/1/2021	Taurus Court, Franklin, IN 46131	IN	220,000.00	2006	1516	\$ 145.12
11/12/2021	East Keough Drive, Indianapolis, IN 46236	IN	250,000.00	1991	1787	\$ 139.90
11/17/2021	Sunflower Court Indianapolis, IN 46124	IN	220,000.00	1976	2072	\$ 106.18
11/19/2021	Wildcat Lane, Indianapolis, IN 46203	IN	130,000.00	2002	1376	\$ 94.48
11/19/2021	Spirit Drive, Ingalls, IN 46048	IN	220,000.00	2021	1633	\$ 134.72
12/22/2021	Bridgestone Drive, Indianapolis, IN 46231	IN	190,000.00	2003	1240	\$ 153.23
12/23/2021	Mansfield Road, Ingalls, IN, 46048	IN	245,000.00	2022	2194	\$ 111.67
12/29/2021	Foxfield Trail, Bartlett, TN, 38135	IN	245,000.00	1990	1460	\$ 167.81
12/29/2021	Titania Drive Indianapolis, IN 46236	IN	210,000.00	1998	1692	\$ 124.11
12/29/2021	Allegan Drive, Indianapolis, IN 46217	IN	205,000.00	2001	1272	\$ 161.16
12/30/2021	Mozart Way, Indianapolis, IN, 46239	IN	220,000.00	2005	1792	\$ 122.77
1/8/2021	Cameron Ridge Trail Memphis, TN 38016	TN	225,000.00	2000	2081	\$ 108.12
1/8/2021	Brighton Village Loop Brighton, TN 38011	TN	141,000.00	2015	1500	\$ 94.00
1/28/2021	Shellback Drive Millington, TN 38053	TN	250,990.00	2020	1750	\$ 143.42
2/2/2021	Hammersmith Lane Cordova, TN 38016	TN	210,000.00	2010	1442	\$ 145.63
2/12/2021	Lawson Drive, Cordova, TN, 38016	TN	233,500.00	2007	1988	\$ 117.45
2/12/2021	Floral Springs Drive Cordova, TN 38016	TN	268,500.00	1999	2662	\$ 100.86
2/26/2021	Kitty Cove Memphis, TN 38128	TN	165,000.00	1975	1865	\$ 88.47
2/26/2021	Cosby Mill Cove Cordova, TN 38018	TN	150,000.00	1999	1332	\$ 112.61
3/3/2021	Appling Wood Cove N Cordova, TN 38016	TN	265,000.00	1995	2000	\$ 132.50
3/3/2021	Vivian Way Millington, TN 38053	TN	258,245.00	2021	1750	\$ 147.57
3/5/2021	Morning Flower Drive Memphis, TN 38135	TN	170,000.00	1997	1627	\$ 104.49
3/5/2021	Tracy Lynn Drive Memphis, TN 38125	TN	193,500.00	1992	1430	\$ 135.31
3/5/2021	Hanna Drive Memphis, TN 38128	TN	160,000.00	1968	1708	\$ 93.68
3/5/2021	Baysweet Drive Memphis, TN 38125	TN	138,500.00	1996	1216	\$ 113.90
3/8/2021	Vivian Way Millington, TN 38053	TN	209,430.00	2021	1300	\$ 161.10
3/11/2021	Harbor Oaks Cove Oakland, TN 38060	TN	230,000.00	1998	1882	\$ 122.21
3/18/2021	Empire Lane Atoka, TN 38004	TN	259,990.00	2020	1700	\$ 152.94
3/22/2021	Kathryn Cove Atoka, TN 38004	TN	226,000.00	2020	1456	\$ 155.22
3/23/2021	Ellis Road Bartlett, TN 38133	TN	250,000.00	1995	1656	\$ 150.97
3/25/2021	Kelsie Cove Atoka, TN 38004	TN	242,000.00	2020	1549	\$ 156.23
3/25/2021	Empire Lane Atoka, TN 38004	TN	250,990.00	2021	1672	\$ 150.11
3/26/2021	Ross Road, Memphis, TN, 38141	TN	230,000.00	1996	2498	\$ 92.07
3/30/2021	Karen Mill Lane, Memphis, TN, 38016	TN	220,000.00	2004	2296	\$ 95.82
3/31/2021	Empire Lane Atoka, TN 38004	TN	253,990.00	2021	1672	\$ 151.91
3/31/2021	April Forest Drive Memphis, TN 38141	TN	225,000.00	1992	1700	\$ 132.35
4/1/2021	Kelsie Cove Atoka, TN 38004	TN	257,000.00	2020	1661	\$ 154.73
4/6/2021	Briar Hill Drive Bartlett, TN 38135	TN	210,000.00	1976	1502	\$ 139.81
4/13/2021	Oakden Lane Memphis, TN, 38125	TN	220,000.00	2012	2675	\$ 82.24
4/15/2021	Essexshire Avenue Memphis, TN 38117	TN	243,000.00	1957	1570	\$ 154.78
4/28/2021	Echles Street Memphis, TN 38111	TN	350,000.00	2020	1700	\$ 205.88
4/28/2021	Echles Street Memphis, TN 38111	TN	350,000.00	2020	1700	\$ 205.88
4/28/2021	Far Drive Cordova, TN 38016	TN	213,000.00	2003	1451	\$ 146.80
4/29/2021	Empire Lane Atoka, TN 38004	TN	266,990.00	2021	1750	\$ 152.57
5/25/2021	Sun Mist Cove Memphis, TN 38128	TN	170,000.00	1996	1213	\$ 140.15
5/27/2021	Lilly Drive Oakland, TN 38060	TN	255,990.00	2021	1750	\$ 146.28
5/28/2021	Sunrise Ridge Drive Bartlett, TN, 38135	TN	205,000.00	1990	1432	\$ 143.16
5/28/2021	Chariden Drive, Memphis, TN, 38016	TN	220,000.00	2009	2253	\$ 97.65
5/28/2021	Trevor Cove Munford, TN 38058	TN	254,990.00	2021	1750	\$ 145.71
6/3/2021	Pipers Green Lane, Memphis, TN, 38135	TN	180,000.00	1989	1686	\$ 106.76
6/10/2021	Tipton Crossing Atoka, TN 38004	TN	252,000.00	2021	1525	\$ 165.25
6/11/2021	Birchvale Drive Memphis, TN 38125	TN	250,000.00	1978	2137	\$ 116.99
6/22/2021	Leda Cove Cordova, TN 38016	TN	285,000.00	2001	2213	\$ 128.78
6/25/2021	Lily Drive Oakland, TN 38060	TN	250,990.00	2021	1750	\$ 143.42
6/25/2021	Steven Franklin Drive Bartlett, TN 38133	TN	260,000.00	1974	1641	\$ 158.44

6/29/2021	Jills Creek Drive Bartlett, TN 38133	TN	332,500.00	2000	3200	\$ 103.91
7/2/2021	Adikson Drive Cordova, TN, 38016	TN	302,500.00	2007	2602	\$ 116.26
7/19/2021	Grandbury Place Cordova, TN 38016	TN	305,000.00	1989	2244	\$ 135.92
7/20/2021	Lagrange Pines Drive Cordova, TN 38018	TN	221,000.00	2008	1299	\$ 170.13
7/22/2021	Macon Road Memphis, TN 38134	TN	180,000.00	1696	1633	\$ 110.23
7/29/2021	Cedar Brake Drive Memphis, TN 38018	TN	300,000.00	1986	2542	\$ 118.02
7/30/2021	Hayes Run Atoka, TN 38004	TN	311,500.00	2021	1997	\$ 155.98
7/30/2021	Southwind Cove Memphis, TN 38125	TN	254,000.00	1989	1749	\$ 145.23
8/6/2021	Lagrange Hill Road Cordova, TN, 38018	TN	190,000.00	1997	1223	\$ 155.36
8/17/2021	Bobbitt Drive Bartlett, TN 38135	TN	210,000.00	1977	1563	\$ 134.36
8/18/2021	Raleigh-Lagrange Road Cordova, TN 38018	TN	201,000.00	1995	1399	\$ 143.67
8/18/2021	Floral Springs Drive Memphis, TN 38016	TN	242,000.00	1999	1903	\$ 127.17
8/23/2021	Tipton Crossing Avenue Atoka, TN 38004	TN	310,000.00	2021	1906	\$ 162.64
8/23/2021	Plum Creek Memphis TN 38016	TN	240,000.00	2002	1842	\$ 130.29
9/7/2021	Downs Road, Memphis, TN 38135	TN	221,000.00	1972	1586	\$ 139.34
9/14/2021	Wind River Circle West, Memphis, TN 38016	TN	225,500.00	1993	1501	\$ 150.23
9/27/2021	Sage Meadow Drive, Memphis, TN 38133	TN	245,000.00	1991	1873	\$ 130.81
10/4/2021	Far Drive Cordova, TN 38016	TN	211,000.00	2002	1414	\$ 149.22
10/5/2021	Stage Park Drive, Memphis, TN, 38134	TN	190,000.00	1970	2254	\$ 84.29
10/18/2021	Eastwood Drive Munford, TN 38004	TN	310,000.00	2021	1906	\$ 162.64
10/21/2021	Daniel Riggs Cove, Memphis, TN, 38125	TN	280,000.00	1988	2705	\$ 103.51
10/22/2021	Rosebay Lane Bartlett, TN 38134	TN	218,000.00	1974	1560	\$ 139.74
10/27/2021	Cornelia Lane Memphis, TN 38117	TN	185,000.00	1961	1483	\$ 124.75
10/28/2021	Sundale Cove, Memphis, TN 38135	TN	200,000.00	1998	1499	\$ 133.42
11/16/2021	Fulton Lane, Memphis, TN 38016	TN	262,500.00	2002	1460	\$ 179.79
11/17/2021	Eagle View Drive, Cordova, TN 38018	TN	221,000.00	2000	1691	\$ 130.69
12/1/2021	Dearing Road, Memphis, TN 38117	TN	230,000.00	1963	1484	\$ 154.99
12/6/2021	Winding Hollow Way Memphis TN 38125	TN	282,000.00	1993	1791	\$ 157.45
12/7/2021	Fletcher View Drive, Memphis, TN 38016	TN	210,000.00	1995	1453	\$ 144.53
12/28/2021	Kristywood Cove Memphis, TN 38133	TN	205,000.00	1992	1129	\$ 181.58
12/30/2021	Mintane Cove, Memphis, TN 38125	TN	225,000.00	1985	1831	\$ 122.88
8/12/2021	SW 11th Street Yukon, OK 73099	OK	174,500.00	1999	1369	\$ 127.47
8/17/2021	Deer Ridge Boulevard Yukon, OK 73099	OK	206,250.00	2000	1904	\$ 108.32
8/18/2021	NW 74th Street Oklahoma City OK 73132	OK	249,900.00	2009	2087	\$ 119.74
8/20/2021	NW 94th Terrace Oklahoma City, OK 73099	OK	248,505.00	2021	2031	\$ 122.36
8/27/2021	Norway Avenue Yukon, OK 73099	OK	153,500.00	2011	1197	\$ 128.24
8/31/2021	Melody Drive Edmond, OK 73012	OK	213,150.00	2008	1553	\$ 137.25
9/8/2021	S Grace Drive Mustang, OK 73064	OK	191,900.00	2021	1420	\$ 135.14
9/13/2021	Platinum Lane Edmond, Oklahoma 73012	OK	247,250.00	1998	1840	\$ 134.38
9/15/2021	NW 87th Street, Yukon, OK 73099	OK	232,500.00	2018	1583	\$ 146.87
9/17/2021	Queensbury Road Moore, OK 73160	OK	160,000.00	2002	1363	\$ 117.39
9/24/2021	NW 181st Street Edmond, OK 73012	OK	245,000.00	2013	1600	\$ 153.13
9/27/2021	NW 32nd Street, Yukon OK 73099	OK	205,000.00	2002	1587	\$ 129.17
9/28/2021	NW 163rd Street, Edmonds OK 73013	OK	233,000.00	2006	1642	\$ 141.90
10/7/2021	Ellsworth Avenue Yukon, OK 73099	OK	208,500.00	2001	1753	\$ 118.94
10/8/2021	Conestoga Drive, Yukon, OK 73099	OK	195,000.00	1997	1638	\$ 119.05
10/8/2021	The Brook Boulevard, Oklahoma City, OK 73078	OK	246,990.00	2021	1823	\$ 135.49
10/14/2021	Loren Place, Yukon, OK 73099	OK	223,250.00	2014	1579	\$ 141.39
10/14/2021	616 Sally Court, Moore OK 73160	OK	250,000.00	2008	1873	\$ 133.48
10/21/2021	SW 14th Street, Yukon, OK 73099	OK	200,000.00	2003	1456	\$ 137.36
10/22/2021	Jack Rabbit Road Yukon, OK 73099	OK	195,000.00	2019	1410	\$ 138.30
10/29/2021	Nightshade Drive, Oklahoma City, OK 73170	OK	192,500.00	2009	1464	\$ 131.49
11/3/2021	Babbling Brook Drive Oklahoma City, OK 73078	OK	231,990.00	2021	1575	\$ 147.30
11/5/2021	SW 23rd Terrace, Yukon, OK 73099	OK	210,000.00	2019	1697	\$ 123.75
11/5/2021	Bentley Drive, Oklahoma City, OK 73169	OK	242,000.00	2015	1818	\$ 133.11

11/5/2021	Bentley Drive, Oklahoma City, OK 73169	OK	241,000.00	2015	1830	\$ 131.69
11/8/2021	Bentley Drive, Oklahoma City, OK 73169	OK	245,000.00	2015	1960	\$ 125.00
11/9/2021	Bentley Drive, Oklahoma City, OK 73169	OK	260,000.00	2015	1830	\$ 142.08
11/9/2021	Dusty Trail, Yukon, OK, 73009	OK	230,000.00	2013	1805	\$ 127.42
11/12/2021	Babbling Brook Drive Oklahoma City, OK 73078	OK	221,990.00	2021	1412	\$ 157.22
11/15/2021	Bentley Drive, Oklahoma City, OK 73169	OK	255,000.00	2015	2038	\$ 125.12
11/17/2021	Dusty Trail, Yukon, OK 73099	OK	250,000.00	2014	2000	\$ 125.00
11/22/2021	Bentley Drive, Oklahoma City, OK 73169	OK	260,000.00	2016	2030	\$ 128.08
11/22/2021	Cherry Point Lane, Yukon, Oklahoma 73099	OK	296,000.00	2004	2266	\$ 130.63
11/24/2021	Bentley Drive, Oklahoma City, OK 73169	OK	252,000.00	2016	1888	\$ 133.47
11/30/2021	Babbling Brook Drive Oklahoma City, OK 73078	OK	223,990.00	2021	1412	\$ 158.63
11/30/2021	Babbling Brook Drive Oklahoma City, OK 73078	OK	217,990.00	2021	1263	\$ 172.60
12/1/2021	NW 195th Street, Edmond, OK 73012	OK	290,000.00	2019	1875	\$ 154.67
12/2/2021	Babbling Brook Drive Oklahoma City, OK 73078	OK	234,490.00	2021	1614	\$ 145.29
12/2/2021	Abilene Way, Yukon, OK 73099	OK	259,000.00	2014	1841	\$ 140.68
12/2/2021	S Rae Drive, Mustang, OK 73064	OK	222,850.00	2021	1853	\$ 120.26
12/3/2021	Fieldstone Drive, Oklahoma City, OK 73179	OK	245,000.00	2018	1805	\$ 135.73
12/8/2021	Abilene Way, Yukon, OK 73099	OK	255,000.00	2014	2000	\$ 127.50
12/8/2021	Windward Way, Yukon, OK 73099	OK	193,500.00	1999	1573	\$ 123.01
12/9/2021	SW 38th Circle, Mustang, OK 73064	OK	269,500.00	2013	2172	\$ 124.08
12/14/2021	Babbling Brook Dr Oklahoma City, OK 73078	OK	213,990.00	2021	1263	\$ 169.43
12/16/2021	Babbling Brook Drive, Oklahoma City, OK 73078	OK	262,990.00	2021	2042	\$ 128.79
12/30/2021	Dusty Trail, Yukon, OK 73009	OK	250,000.00	2014	2245	\$ 111.36



Appendix B Leasing Data

Count: 299

PROPERTY ADDRESS	CITY	STATE	PMC	OCCUPANCY STATUS	TARGET RENT	CONTRACT RENT	MARKETING START DATE	LEASE DATE	TIME TO LEASE*
Sunway Lane	Winter Haven	FL	Citravest	Occupied	\$1,695.00	\$1,695.00	10/5/2021	10/13/2021	8
Salmon Court	Poinciana	FL	Citravest	Occupied	\$1,425.00	\$1,450.00	1/14/2021	3/6/2021	51
Michigan Drive	Poinciana	FL	Citravest	Occupied	\$1,525.00	\$1,525.00	3/15/2021	4/5/2021	21
Mary Avenue	Brooksville	FL	Citravest	Occupied	\$1,600.00	\$1,600.00	3/18/2021	4/1/2021	14
Mott Avenue	Brooksville	FL	Citravest	Occupied	\$1,600.00	\$1,600.00	4/5/2021	4/19/2021	14
Manitoba Court	Poinciana	FL	Citravest	Occupied	\$1,575.00	\$1,575.00	2/5/2021	3/21/2021	44
Osprey Way	Winter Haven	FL	Citravest	Occupied	\$1,650.00	\$1,650.00	1/20/2021	2/21/2021	32
Summit Avenue	Lake Wales	FL	Citravest	Occupied	\$1,500.00	\$1,495.00	2/22/2021	4/1/2021	38
Wallace Manor Boulevard	Winter Haven	FL	Citravest	Expired	\$1,650.00	\$1,650.00	1/30/2021	2/26/2021	27
Majestic Gardens Drive	Winter Haven	FL	Citravest	Occupied	\$1,525.00	\$1,525.00	2/17/2021	3/13/2021	24
Galloway Street	Lake Alfred	FL	Citravest	Occupied	\$1,625.00	\$1,650.00	2/17/2021	3/1/2021	12
Alexzander Way	Winter Haven	FL	Citravest	Occupied	\$1,575.00	\$1,575.00	2/28/2021	3/17/2021	17
W Nieman Drive	Citrus Springs	FL	Citravest	Occupied	\$1,495.00	\$1,495.00	4/9/2021	4/10/2021	1
N Triana Drive	Citrus Springs	FL	Citravest	Occupied	\$1,475.00	\$1,495.00	2/10/2021	3/19/2021	37
Lake Lucerne Way	Winter Haven	FL	Citravest	Occupied	\$1,675.00	\$1,675.00	2/26/2021	3/3/2021	5
Galloway Terrace	Winter Haven	FL	Citravest	Occupied	\$1,595.00	\$1,595.00	3/6/2021	4/23/2021	48
Autumn Stream Drive	Auburndale	FL	Citravest	Occupied	\$1,700.00	\$1,750.00	1/25/2021	2/4/2021	10
Wakefield Drive	Brooksville	FL	Citravest	Occupied	\$1,525.00	\$1,525.00	3/17/2021	4/10/2021	24
Wakefield Drive	Brooksville	FL	Citravest	Occupied	\$1,525.00	\$1,525.00	3/22/2021	5/8/2021	47
Salisbury Drive	Winter Haven	FL	Citravest	Occupied	\$1,550.00	\$1,550.00	3/1/2021	3/6/2021	5
Miles Boulevard	Dundee	FL	Citravest	Occupied	\$1,550.00	\$1,550.00	3/1/2021	3/27/2021	26
Swan Lake Circle	Dundee	FL	Citravest	Occupied	\$1,550.00	\$1,595.00	3/1/2021	3/12/2021	11
N Sandree Drive	Citrus Springs	FL	Citravest	Occupied	\$1,450.00	\$1,495.00	5/3/2021	6/1/2021	29
Overlook Grove Drive	Winter Haven	FL	Citravest	Occupied	\$1,650.00	\$1,650.00	3/1/2021	4/1/2021	31
W Glenhaven Drive	Citrus Springs	FL	Citravest	Occupied	\$1,525.00	\$1,625.00	3/10/2021	4/1/2021	22
W Smallman Place	Citrus Springs	FL	Citravest	Occupied	\$1,495.00	\$1,550.00	5/3/2021	6/1/2021	29
W Zinnia Lane	Poinciana	FL	Citravest	Occupied	\$1,595.00	\$1,595.00	4/11/2021	4/24/2021	13
James Court	Poinciana	FL	Citravest	Occupied	\$1,500.00	\$1,495.00	4/1/2021	4/9/2021	8
Lily Way Lane	Poinciana	FL	Citravest	Occupied	\$1,600.00	\$1,600.00	3/16/2021	3/17/2021	1
W Viking Lane	Citrus Springs	FL	Citravest	Occupied	\$1,550.00	\$1,625.00	3/12/2021	3/20/2021	8
Nova Drive	Davenport	FL	Citravest	Occupied	\$1,650.00	\$1,675.00	4/5/2021	5/1/2021	26
Skyview Drive	Auburndale	FL	Citravest	Expired	\$1,425.00	\$1,425.00		6/5/2020	
Country Walk Club Circle	Winter Haven	FL	Citravest	Occupied	\$1,625.00	\$1,625.00	3/5/2021	3/10/2021	5
Whispering Trails Drive	Winter Haven	FL	Citravest	Occupied	\$1,500.00	\$1,495.00	3/8/2021	4/1/2021	24
Milestone Drive	Haines City	FL	Citravest	Occupied	\$1,650.00	\$1,695.00	4/20/2021	5/22/2021	32
W Lynnhaven Place	Citrus Springs	FL	Citravest	Occupied	\$1,550.00	\$1,575.00	4/20/2021	4/24/2021	4
W Copper Lane	Citrus Springs	FL	Citravest	Occupied	\$1,495.00	\$1,550.00	5/4/2021	5/17/2021	13
W Camilo Drive	Citrus Springs	FL	Citravest	Occupied	\$1,550.00	\$1,595.00	4/27/2021	6/11/2021	45
N Majorca Way	Citrus Springs	FL	Citravest	Occupied	\$1,495.00	\$1,550.00	5/5/2021	6/1/2021	27
W Hampshire Boulevard	Citrus Springs	FL	Citravest	Occupied	\$1,550.00	\$1,595.00	5/15/2021	7/1/2021	47
Orleans Drive	Eagle Lake	FL	Citravest	Occupied	\$1,695.00	\$1,695.00	4/19/2021	4/20/2021	1
Salisbury Drive	Winter Haven	FL	Citravest	Occupied	\$1,825.00	\$1,825.00	4/10/2021	5/15/2021	35
Escambia Lane	Poinciana	FL	Citravest	Occupied	\$1,595.00	\$1,595.00	5/20/2021	6/1/2021	12
Valentina Lane	Auburndale	FL	Citravest	Occupied	\$1,650.00	\$1,675.00	3/28/2021	4/1/2021	4
Oro Valley Road	Auburndale	FL	Citravest	Occupied	\$1,575.00	\$1,595.00	4/15/2021	5/10/2021	25
Lucerne Boulevard	Winter Haven	FL	Citravest	Occupied	\$1,550.00	\$1,550.00	4/15/2021	5/1/2021	16
North Majorca Way	Citrus Springs	FL	Citravest	Occupied	\$1,550.00	\$1,595.00	5/8/2021	5/9/2021	1
N Sandborn Loop	Citrus Springs	FL	Citravest	Occupied	\$1,495.00	\$1,550.00	7/12/2021	7/17/2021	5
Bayridge Court	Spring Hill	FL	Citravest	Occupied	\$1,575.00	\$1,750.00	4/30/2021	6/15/2021	46
Begonia Place	Poinciana	FL	Citravest	Occupied	\$1,595.00	\$1,595.00	4/28/2021	5/15/2021	17

Solis Drive	Winter Haven	FL	Citravest	Occupied	\$1,675.00	\$1,675.00	4/22/2021	5/1/2021	9
W Hemlock Drive	Citrus Springs	FL	Citravest	Occupied	\$1,550.00	\$1,595.00	5/11/2021	5/12/2021	1
W Adele Court	Citrus Springs	FL	Citravest	Occupied	\$1,495.00	\$1,550.00	4/22/2021	5/1/2021	9
W Willburton Drive	Citrus Springs	FL	Citravest	Occupied	\$1,575.00	\$1,625.00	7/10/2021	8/1/2021	22
Aegean Circle	Lehigh Acres	FL	Citravest	Occupied	\$1,595.00	\$1,595.00	4/10/2021	4/26/2021	16
Aegean Circle	Lehigh Acres	FL	Citravest	Occupied	\$1,595.00	\$1,595.00	4/10/2021	4/16/2021	6
Oleander Street	Winter Haven	FL	Citravest	Occupied	\$1,675.00	\$1,675.00	5/10/2021	5/21/2021	11
N Danube Loop	Citrus Springs	FL	Citravest	Occupied	\$1,495.00	\$1,550.00	5/5/2021	6/20/2021	46
Perch Drive	Poinciana	FL	Citravest	Occupied	\$1,525.00	\$1,550.00	9/18/2021	10/1/2021	13
W Bolero Place	Citrus Springs	FL	Citravest	Occupied	\$1,595.00	\$1,675.00	9/21/2021	11/1/2021	41
W Rutland Drive	Citrus Springs	FL	Citravest	Occupied	\$1,595.00	\$1,625.00	7/5/2021	7/17/2021	12
N Jamaica Drive	Citrus Springs	FL	Citravest	Occupied	\$1,595.00	\$1,625.00	7/5/2021	7/23/2021	18
Somerset Drive	Davenport	FL	Citravest	Occupied	\$1,675.00	\$1,795.00	4/30/2021	5/15/2021	15
Brenton Manor Avenue	Winter Haven	FL	Citravest	Occupied	\$1,700.00	\$1,695.00	5/8/2021	5/24/2021	16
Langdon Road	Citrus Springs	FL	Citravest	Occupied	\$1,550.00	\$1,550.00	5/20/2021	6/19/2021	30
W Swanson Drive	Citrus Springs	FL	Citravest	Occupied	\$1,550.00	\$1,575.00	7/10/2021	7/17/2021	7
N Tempest Drive	Citrus Springs	FL	Citravest	Occupied	\$1,595.00	\$1,650.00	9/15/2021	10/1/2021	16
N Varsity Avenue	Citrus Springs	FL	Citravest	Occupied	\$1,595.00	\$1,625.00	8/13/2021	8/17/2021	4
Denton Avenue	Auburndale	FL	Citravest	Occupied	\$1,700.00	\$1,750.00	5/18/2021	6/29/2021	42
W Viking Lane	Citrus Springs	FL	Citravest	Occupied	\$1,550.00	\$1,600.00	8/1/2021	8/3/2021	2
W Homeway Loop	Citrus Springs	FL	Citravest	Occupied	\$1,550.00	\$1,575.00	9/8/2021	9/18/2021	10
N Bedstrow Boulevard	Citrus Springs	FL	Citravest	Occupied	\$1,595.00	\$1,650.00	8/7/2021	8/14/2021	7
N Ripley Drive	Citrus Springs	FL	Citravest	Occupied	\$1,550.00	\$1,575.00	7/30/2021	8/7/2021	8
Pelican Court	Poinciana	FL	Citravest	Occupied	\$1,625.00	\$1,675.00	7/17/2021	8/1/2021	15
W Elmore Loop	Citrus Springs	FL	Citravest	Occupied	\$1,595.00	\$1,595.00	11/21/2021	12/22/2021	31
N Fieldstone Drive	Citrus Springs	FL	Citravest	Occupied	\$1,595.00	\$1,695.00	8/1/2021	8/6/2021	5
Osprey Way	Winter Haven	FL	Citravest	Occupied	\$1,675.00	\$1,695.00	5/24/2021	6/30/2021	37
Coralbean Court	Brooksville	FL	Citravest	Occupied	\$1,650.00	\$1,695.00	9/18/2021	10/16/2021	28
Salisbury Drive	Winter Haven	FL	Citravest	Occupied	\$1,775.00	\$1,775.00	6/9/2021	6/18/2021	9
W Hampshire Boulevard	Citrus Springs	FL	Citravest	Occupied	\$1,550.00	\$1,595.00	8/15/2021	9/6/2021	22
Redbay Drive	Brooksville	FL	Citravest	Occupied	\$1,675.00	\$1,675.00	7/10/2021	7/21/2021	11
Whispering Trails Drive	Winter Haven	FL	Citravest	Occupied	\$1,625.00	\$1,650.00	6/8/2021	7/1/2021	23
W Glenhaven Drive	Citrus Springs	FL	Citravest	Occupied	\$1,575.00	\$1,625.00	10/1/2021	10/15/2021	14
N Creek Way	Citrus Springs	FL	Citravest	Occupied	\$1,575.00	\$1,625.00	10/22/2021	11/6/2021	15
N Maltese Drive	Citrus Springs	FL	Citravest	Occupied	\$1,550.00	\$1,550.00	7/28/2021	8/15/2021	18
N Brook Way	Citrus Springs	FL	Citravest	Occupied	\$1,625.00	\$1,675.00	10/5/2021	10/19/2021	14
W Pinegrove Drive	Citrus Springs	FL	Citravest	Occupied	\$1,595.00	\$1,695.00	9/5/2021	10/1/2021	26
Cello Street	Davenport	FL	Citravest	Occupied	\$1,750.00	\$1,750.00	6/20/2021	7/1/2021	11
W Dandee Place	Citrus Springs	FL	Citravest	Occupied	\$1,575.00	\$1,595.00	11/1/2021	12/1/2021	30
N Vince Drive	Citrus Springs	FL	Citravest	Occupied	\$1,595.00	\$1,595.00	12/18/2021	12/30/2021	12
W Rutland Drive	Citrus Springs	FL	Citravest	Occupied	\$1,625.00	\$1,675.00	11/4/2021	12/3/2021	29
Forest Ridge Drive	Winter Haven	FL	Citravest	Occupied	\$1,695.00	\$1,625.00	6/1/2021	6/1/2021	0
N Mataro Avenue	Citrus Springs	FL	Citravest	Occupied	\$1,550.00	\$1,575.00	10/12/2021	11/1/2021	20
N Lime Drive	Citrus Springs	FL	Citravest	Occupied	\$1,595.00	\$1,675.00	9/25/2021	10/16/2021	21
Summerfield Circle	Winter Haven	FL	Citravest	Occupied	\$1,675.00	\$1,675.00	7/5/2021	8/1/2021	27
W Rutland Drive	Citrus Springs	FL	Citravest	Occupied	\$1,595.00	\$1,675.00	10/20/2021	11/13/2021	24
W Glenhaven Drive	Citrus Springs	FL	Citravest	Occupied	\$1,595.00	\$1,675.00	10/15/2021	10/16/2021	1
N Clayton Avenue	Citrus Springs	FL	Citravest	Occupied	\$1,575.00	\$1,595.00	11/1/2021	11/19/2021	18
W Goldcoast Place	Citrus Springs	FL	Citravest	Occupied	\$1,675.00	\$1,675.00	10/1/2021	11/1/2021	31
W Swanson Drive	Citrus Springs	FL	Citravest	Occupied	\$1,595.00	\$1,675.00	10/21/2021	10/22/2021	1
W Linden Drive	Citrus Springs	FL	Citravest	Occupied	\$1,595.00	\$1,675.00	12/7/2021	12/15/2021	8
W Rutland Drive	Citrus Springs	FL	Citravest	Occupied	\$1,575.00	\$1,595.00	1/2/2022	1/10/2022	8
E Nesbitt Lane	Citrus Springs	FL	Citravest	Occupied	\$1,550.00	\$1,595.00	11/28/2021	12/15/2021	17
E Loring Lane	Inverness	FL	Citravest	Occupied	\$1,475.00	\$1,495.00	1/4/2022	1/15/2022	11
W Redgate Drive	Citrus Springs	FL	Citravest	Occupied	\$1,550.00	\$1,575.00	9/18/2021	10/8/2021	20
Salisbury Drive	Winter Haven	FL	Citravest	Occupied	\$1,775.00	\$1,750.00	8/1/2021	9/1/2021	31
N Vaughn Drive	Citrus Springs	FL	Citravest	Occupied	\$1,595.00	\$1,595.00	12/10/2021	1/1/2022	22
W Edison Place	Citrus Springs	FL	Citravest	Occupied	\$1,550.00	\$1,595.00	12/10/2021	1/1/2022	22
N Janeaux Drive	Citrus Springs	FL	Citravest	Occupied	\$1,550.00	\$1,595.00	11/9/2021	12/3/2021	24
N Veronica Drive	Citrus Springs	FL	Citravest	Occupied	\$1,575.00	\$1,595.00	12/15/2021	1/29/2022	45
N Maltese Drive	Citrus Springs	FL	Citravest	Occupied	\$1,550.00	\$1,550.00	8/12/2021	9/1/2021	20
W McNeal Drive	Citrus Springs	FL	Citravest	Occupied	\$1,550.00	\$1,595.00	11/9/2021	12/1/2021	22
W Manchester Drive	Citrus Springs	FL	Citravest	Occupied	\$1,550.00	\$1,595.00	10/15/2021	11/6/2021	22
W Grecian Drive	Citrus Springs	FL	Citravest	Occupied	\$1,550.00	\$1,575.00	7/17/2021	8/15/2021	29
N Krouse Way	Citrus Springs	FL	Citravest	Occupied	\$1,575.00	\$1,595.00	12/14/2021	1/1/2022	18
Salisbury Drive	Winter Haven	FL	Citravest	Occupied	\$1,775.00	\$1,775.00	8/18/2021	9/3/2021	16

N Pineview Way	Citrus Springs	FL	Citravest	Occupied	\$1,650.00	\$1,695.00	12/26/2021	1/21/2022	26
W Diamond Road	Citrus Springs	FL	Citravest	Occupied	\$1,650.00	\$1,675.00	11/25/2021	12/1/2021	6
N Manueta Drive	Citrus Springs	FL	Citravest	Occupied	\$1,650.00	\$1,695.00	12/29/2021	1/15/2022	17
W Bravura Drive	Citrus Springs	FL	Citravest	Occupied	\$1,550.00	\$1,595.00	9/1/2021	9/10/2021	9
Legatto Loop	Dundee	FL	Citravest	Occupied	\$1,875.00	\$1,875.00	8/24/2021	9/3/2021	10
W Bravura Drive	Citrus Springs	FL	Citravest	Occupied	\$1,550.00	\$1,595.00	9/13/2021	9/20/2021	7
W Quaker Lane	Citrus Springs	FL	Citravest	Occupied	\$1,650.00	\$1,675.00	12/3/2021	12/4/2021	1
N Lansen Way	Citrus Springs	FL	Citravest	Occupied	\$1,650.00	\$1,675.00	12/15/2021	12/22/2021	7
W Riley Drive	Citrus Springs	FL	Citravest	Occupied	\$1,575.00	\$1,595.00	12/14/2021	1/1/2022	18
Country Club Circle	Winter Haven	FL	Citravest	Occupied	\$1,800.00	\$1,795.00	9/20/2021	10/28/2021	38
W Sharpes Drive	Citrus Springs	FL	Citravest	Occupied	\$1,595.00	\$1,595.00	12/21/2021	1/14/2022	24
N Creek Way	Citrus Springs	FL	Citravest	Occupied	\$1,550.00	\$1,595.00	10/10/2021	11/1/2021	22
W Manchester Drive	Citrus Springs	FL	Citravest	Occupied	\$1,550.00	\$1,595.00	10/25/2021	11/15/2021	21
Michelle Street	Winter Haven	FL	Citravest	Occupied	\$1,895.00	\$1,895.00	9/19/2021	9/20/2021	1
Camellia Court	Poinciana	FL	Citravest	Occupied	\$1,650.00	\$1,650.00	10/10/2021	11/13/2021	34
Lynrock Avenue	Dundee	FL	Citravest	Occupied	\$1,750.00	\$1,750.00	10/25/2021	11/21/2021	27
Alexander Way	Lake Alfred	FL	Citravest	Occupied	\$1,795.00	\$1,795.00	12/6/2021	12/11/2021	5
Brenton Manor Avenue	Winter Haven	FL	Citravest	Occupied	\$1,695.00	\$1,695.00	1/3/2022	1/7/2022	4
First Drive	Eagle Lake	FL	Citravest	Occupied	\$1,850.00	\$1,850.00	1/3/2022	2/1/2022	29
Roberta Drive	Winter Haven	FL	Citravest	Occupied	\$1,800.00	\$1,795.00	12/20/2021	2/1/2022	43
Amber Glow Lane	Indianapolis	IN	ES	Occupied	\$1,275.00	\$1,275.00	4/8/2021	4/9/2021	1
Signet Lane	Indianapolis	IN	ES	Expired	\$1,425.00	\$1,295.00		6/1/2020	
Fenster Drive	Indianapolis	IN	ES	Occupied	\$1,375.00	\$1,375.00	6/18/2021	6/19/2021	1
Grand Fir Drive	Greenwood	IN	ES	Expired	\$1,215.00	\$1,215.00	9/30/2020	10/1/2020	1
Mozart Way	Indianapolis	IN	ES	Occupied	\$1,435.00	\$1,435.00	4/1/2021	4/2/2021	1
Blue Ash Lane	Indianapolis	IN	ES	Occupied	\$1,450.00	\$1,475.00	7/29/2021	9/2/2021	35
Deer Creek Place	Indianapolis	IN	ES	Expired	\$1,800.00	\$1,500.00		11/7/2020	
Sunflower Court	Indianapolis	IN	ES	Occupied	\$1,700.00	\$1,645.00	11/6/2021	2/1/2022	87
Alvey Court	Greenwood	IN	ES	Occupied	\$1,325.00	\$1,375.00	7/9/2021	7/10/2021	1
Whistlewood Drive	Indianapolis	IN	ES	Occupied	\$1,500.00	\$1,500.00	3/1/2021	4/9/2021	39
Northridge Drive	Noblesville	IN	ES	Occupied	\$1,675.00	\$1,595.00	3/14/2021	5/8/2021	55
Riversport Court	Indianapolis	IN	ES	Occupied	\$1,350.00	\$1,350.00	3/23/2021	4/23/2021	31
Earlswood Lane	Indianapolis	IN	ES	Occupied	\$1,500.00	\$1,495.00	3/26/2021	6/5/2021	71
Raymond Park Drive	Indianapolis	IN	ES	Occupied	\$1,650.00	\$1,650.00	4/1/2021	4/2/2021	1
Sunningdale Boulevard	Indianapolis	IN	ES	Occupied	\$1,825.00	\$1,825.00	4/17/2021	5/1/2021	14
Oyster Key Lane	Plainfield	IN	ES	Occupied	\$1,690.00	\$1,690.00	4/23/2021	4/24/2021	1
Northern Dancer	Indianapolis	IN	ES	Occupied	\$1,575.00	\$1,575.00	4/24/2021	4/25/2021	1
Tamara Court	Franklin	IN	ES	Occupied	\$1,396.00	\$1,375.00	5/4/2021	5/13/2021	9
Parklake Place	Indianapolis	IN	ES	Occupied	\$1,525.00	\$1,525.00	4/30/2021	6/7/2021	38
Browns Valley Lane	Indianapolis	IN	ES	Occupied	\$1,575.00	\$1,595.00	5/8/2021	6/10/2021	33
Wooden Branch Drive	Indianapolis	IN	ES	Occupied	\$1,650.00	\$1,650.00	4/24/2021	5/1/2021	7
Rosefinch Circle	Indianapolis	IN	ES	Occupied	\$1,450.00	\$1,350.00	4/30/2021	5/1/2021	1
Shadowbrook Drive	Plainfield	IN	ES	Occupied	\$1,650.00	\$1,650.00	7/24/2021	7/31/2021	7
Pendula Drive	Indianapolis	IN	ES	Occupied	\$1,625.00	\$1,625.00	5/30/2021	6/11/2021	12
Fox Glen Drive	Indianapolis	IN	ES	Occupied	\$1,575.00	\$1,575.00	5/22/2021	6/14/2021	23
Wandflower Circle	Indianapolis	IN	ES	Occupied	\$1,550.00	\$1,550.00	5/21/2021	5/22/2021	1
Prairie Meadow Drive	Indianapolis	IN	ES	Occupied	\$1,550.00	\$1,550.00	6/4/2021	6/5/2021	1
Sandy Forge Drive	Indianapolis	IN	ES	Occupied	\$1,395.00	\$1,395.00	7/10/2021	8/1/2021	22
Hazelhatch Drive	Indianapolis	IN	ES	Occupied	\$1,510.00	\$1,525.00	5/26/2021	7/20/2021	55
Paradise Way E	Greenwood	IN	ES	Occupied	\$1,200.00	\$1,200.00	6/4/2021	6/5/2021	1
Sharsted Court	Indianapolis	IN	ES	Occupied	\$1,750.00	\$1,750.00	7/16/2021	7/17/2021	1
Gazebo Drive	Indianapolis	IN	ES	Occupied	\$1,475.00	\$1,475.00	6/30/2021	7/1/2021	1
Sycamore Forge Lane	Indianapolis	IN	ES	Occupied	\$1,500.00	\$1,500.00	7/9/2021	7/10/2021	1
Wynridge Court	Indianapolis	IN	ES	Occupied	\$1,425.00	\$1,425.00	6/25/2021	6/26/2021	1
Limberlost Court	Camby	IN	ES	Occupied	\$1,550.00	\$1,550.00	7/31/2021	8/16/2021	16
Long River Lane	Indianapolis	IN	ES	Occupied	\$1,495.00	\$1,595.00	7/20/2021	8/23/2021	34
Comb Run Court	Avon	IN	ES	Occupied	\$1,600.00	\$1,600.00		7/1/2020	
Tybalt Circle	Indianapolis	IN	ES	Occupied	\$1,400.00	\$1,400.00		7/30/2021	
Zionsville Road	Indianapolis	IN	ES	Occupied	\$1,725.00	\$1,650.00	7/27/2021	9/30/2021	65
Orth Drive	Indianapolis	IN	ES	Occupied	\$1,395.00	\$1,395.00	6/29/2021	8/7/2021	39
Yellowstone Way	Franklin	IN	ES	Occupied	\$1,550.00	\$1,550.00	7/31/2021	8/6/2021	6
Wilder Way	Indianapolis	IN	ES	Occupied	\$1,525.00	\$1,550.00	7/25/2021	7/26/2021	1
Cembra Drive	Greenwood	IN	ES	Occupied	\$1,525.00	\$1,550.00	7/29/2021	9/8/2021	41
Grandview Drive	Avon	IN	ES	Occupied	\$1,475.00	\$1,497.00	7/26/2021	9/9/2021	45
Allegro Drive	Indianapolis	IN	ES	Occupied	\$1,725.00	\$1,745.00	7/30/2021	9/17/2021	49
Salamonie Drive	Indianapolis	IN	ES	Occupied	\$1,450.00	\$1,395.00	9/1/2021	12/18/2021	108

Hosta Way	Camby	IN	ES	Occupied	\$1,650.00	\$1,645.00	9/15/2021	11/23/2021	69
Washington Cove Way	Indianapolis	IN	ES	Occupied	\$1,450.00	\$1,450.00		9/30/2021	
Redland Lane	Perry	IN	ES	Occupied	\$1,525.00	\$1,445.00	7/30/2021	10/1/2021	63
Bancaster Drive	Indianapolis	IN	ES	Occupied	\$1,695.00	\$1,695.00	9/18/2021	10/8/2021	20
Glen Haven Boulevard	Plainfield	IN	ES	Occupied	\$1,875.00	\$1,750.00	9/24/2021	11/8/2021	45
W Denton Drive	McCordsville	IN	ES	Occupied	\$1,875.00	\$1,690.00	9/24/2021	2/2/2022	131
East Keough Drive	Indianapolis	IN	ES	Occupied	\$1,795.00	\$1,795.00	12/15/2021	2/1/2022	48
Wildcat Lane	Indianapolis	IN	ES	Occupied	\$1,400.00	\$1,400.00	11/30/2021	12/20/2021	20
Cotton Bay Drive North	Indianapolis	IN	ES	Occupied	\$1,525.00	\$1,495.00	10/15/2021	1/5/2022	82
Whispering Trails Drive	Winter Haven	FL	FCG	Occupied	\$1,550.00	\$1,550.00	2/28/2021	3/1/2021	1
Adikson Drive	Cordova	TN	River City	Expired	\$2,000.00	\$1,745.00		8/1/2016	
Lawson Drive	Cordova	TN	River City	Occupied	\$1,545.00	\$2,095.00	4/29/2021	5/7/2021	8
Cornelia Lane	Memphis	TN	River City	Occupied	\$1,350.00	\$1,150.00		8/1/2017	
Stage Park Drive	Memphis	TN	River City	Occupied	\$1,350.00	\$1,350.00		11/6/2015	
Foxfield Trail	Bartlett	TN	River City	Occupied	\$1,325.00	\$1,325.00		3/2/2018	
Sunrise Ridge Drive	Bartlett	TN	River City	Occupied	\$1,495.00	\$1,595.00	5/15/2021	6/1/2021	17
Oakden Lane	Memphis	TN	River City	Occupied	\$1,580.00	\$1,580.00		4/1/2020	
Ross Road	Memphis	TN	River City	Expired	\$1,325.00	\$1,325.00		7/15/2015	
Morning Flower Drive	Memphis	TN	River City	Occupied	\$1,395.00	\$1,475.00	3/3/2021	4/5/2021	33
Pipers Green Lane	Memphis	TN	River City	Occupied	\$1,450.00	\$1,450.00		6/1/2021	
Lagrange Hill Road	Cordova	TN	River City	Occupied	\$1,500.00	\$1,550.00	7/11/2021	8/15/2021	35
Daniel Riggs Cove	Memphis	TN	River City	Occupied	\$1,750.00	\$1,895.00		11/1/2019	
Cameron Ridge Trail	Memphis	TN	River City	Occupied	\$1,700.00	\$1,750.00		12/1/2020	
Tracy Lynn Drive	Memphis	TN	River City	Occupied	\$1,400.00	\$1,650.00	3/10/2021	3/18/2021	8
Kelsie Cove	Atoka	TN	River City	Expired	\$1,695.00	\$1,850.00	3/15/2021	3/23/2021	8
Kelsie Cove	Atoka	TN	River City	Occupied	\$1,650.00	\$1,850.00	3/15/2021	4/3/2021	19
Kathryn Cove	Atoka	TN	River City	Occupied	\$1,575.00	\$1,695.00	3/23/2021	4/9/2021	17
Brighton Village Loop	Brighton	TN	River City	Expired	\$1,200.00	\$1,200.00		3/1/2020	
Empire Lane	Atoka	TN	River City	Occupied	\$1,750.00	\$1,850.00	3/25/2021	4/1/2021	7
Briar Hill Drive	Bartlett	TN	River City	Occupied	\$1,595.00	\$1,675.00	3/10/2021	4/6/2021	27
Vivian Way	Millington	TN	River City	Occupied	\$1,600.00	\$1,695.00	3/10/2021	4/23/2021	44
Lily Drive	Oakland	TN	River City	Occupied	\$1,650.00	\$1,850.00	7/1/2021	7/23/2021	22
Floral Springs Drive	Cordova	TN	River City	Expired	\$1,850.00	\$1,600.00		7/30/2020	
Hammersmith Lane	Cordova	TN	River City	Occupied	\$1,500.00	\$1,595.00	1/5/2021	2/13/2021	39
Kitty Cove	Memphis	TN	River City	Occupied	\$1,300.00	\$1,375.00	1/29/2021	3/31/2021	61
Shellback Drive	Millington	TN	River City	Occupied	\$1,750.00	\$1,850.00	1/29/2021	2/15/2021	17
Empire Lane	Atoka	TN	River City	Occupied	\$1,650.00	\$1,795.00	4/2/2021	5/10/2021	38
Empire Lane	Atoka	TN	River City	Occupied	\$1,650.00	\$1,850.00	4/2/2021	4/13/2021	11
Empire Lane	Atoka	TN	River City	Occupied	\$1,795.00	\$1,850.00	5/5/2021	5/7/2021	2
Hanna Drive	Memphis	TN	River City	Occupied	\$1,200.00	\$1,295.00	1/12/2021	2/1/2021	20
Appling Wood Cove N	Cordova	TN	River City	Occupied	\$1,795.00	\$2,095.00	3/3/2021	4/1/2021	29
Lilly Drive	Oakland	TN	River City	Occupied	\$1,650.00	\$1,895.00	6/4/2021	6/9/2021	5
Trevor Cove	Munford	TN	River City	Occupied	\$1,700.00	\$1,895.00	6/4/2021	7/1/2021	27
Harbor Oaks Cove	Oakland	TN	River City	Occupied	\$1,600.00	\$1,695.00	4/6/2021	5/1/2021	25
Baysweet Drive	Memphis	TN	River City	Occupied	\$1,250.00	\$1,350.00	4/8/2021	4/16/2021	8
Vivian Way	Millington	TN	River City	Occupied	\$1,750.00	\$1,850.00	3/23/2021	4/23/2021	31
Cosby Mill Cove	Cordova	TN	River City	Occupied	\$1,450.00	\$1,500.00	4/8/2021	4/9/2021	1
Essexshire Avenue	Memphis	TN	River City	Occupied	\$1,800.00	\$1,895.00	4/26/2021	5/10/2021	14
April Forest Drive	Memphis	TN	River City	Occupied	\$1,550.00	\$1,650.00	3/29/2021	5/1/2021	33
Ellis Road	Bartlett	TN	River City	Occupied	\$1,900.00	\$1,995.00	3/23/2021	5/1/2021	39
Echles Street	Memphis	TN	River City	Expired	\$2,500.00	\$2,500.00		7/1/2020	
Echles Street	Memphis	TN	River City	Expired	\$2,500.00	\$2,500.00		7/1/2020	
Tipton Crossing	Atoka	TN	River City	Occupied	\$1,750.00	\$1,875.00	6/14/2021	7/20/2021	36
Sun Mist Cove	Memphis	TN	River City	Occupied	\$1,300.00	\$1,450.00	4/21/2021	6/1/2021	41
Far Drive	Cordova	TN	River City	Occupied	\$1,595.00	\$1,595.00		7/1/2021	
Birchvale Drive	Memphis	TN	River City	Occupied	\$1,700.00	\$1,735.00	6/14/2021	6/15/2021	1
Tipton Crossing Avenue	Atoka	TN	River City	Occupied	\$2,095.00	\$2,275.00	8/18/2021	9/17/2021	30
Hayes Run	Atoka	TN	River City	Occupied	\$2,100.00	\$2,295.00	8/9/2021	9/1/2021	23
Leda Cove	Cordova	TN	River City	Occupied	\$1,900.00	\$2,095.00	7/1/2021	8/1/2021	31
Steven Franklin Drive	Bartlett	TN	River City	Occupied	\$1,800.00	\$1,895.00	7/15/2021	8/1/2021	17
Jills Creek Drive	Bartlett	TN	River City	Occupied	\$2,300.00	\$2,395.00	7/13/2021	7/21/2021	8
Grandbury Place	Cordova	TN	River City	Occupied	\$2,100.00	\$2,095.00	7/14/2021	7/15/2021	1
Cedar Brake Drive	Memphis	TN	River City	Occupied	\$2,000.00	\$2,195.00	7/21/2021	8/14/2021	24
Lagrange Pines Drive	Cordova	TN	River City	Occupied	\$1,550.00	\$1,725.00	7/28/2021	8/4/2021	7
Macon Road	Memphis	TN	River City	Occupied	\$1,300.00	\$1,375.00	7/2/2021	8/1/2021	30
Southwind Cove	Memphis	TN	River City	Occupied	\$1,700.00	\$1,775.00	8/6/2021	8/13/2021	7

Bobbitt Drive	Bartlett	TN	River City	Occupied	\$1,500.00	\$1,650.00	9/2/2021	11/1/2021	60
Raleigh-Lagrange Road	Cordova	TN	River City	Occupied	\$1,550.00	\$1,595.00	9/14/2021	10/23/2021	39
Plum Creek	Memphis	TN	River City	Occupied	\$1,700.00	\$1,895.00	9/14/2021	10/1/2021	17
Wind River Circle West	Memphis	TN	River City	Occupied	\$1,700.00	\$1,750.00	10/6/2021	12/1/2021	56
Downs Road	Memphis	TN	River City	Occupied	\$1,550.00	\$1,625.00	10/6/2021	11/22/2021	47
Sage Meadow Drive	Memphis	TN	River City	Occupied	\$1,800.00	\$1,895.00	10/6/2021	10/15/2021	9
Eastwood Drive	Munford	TN	River City	Occupied	\$2,100.00	\$2,095.00	9/27/2021	10/29/2021	32
Far Drive	Cordova	TN	River City	Occupied	\$1,800.00	\$1,695.00	10/25/2021	1/24/2022	91
Sundale Cove	Memphis	TN	River City	Occupied	\$1,750.00	\$1,765.00	11/18/2021	1/20/2022	63
Fulton Lane	Memphis	TN	River City	Occupied	\$1,800.00	\$1,950.00	12/9/2021	1/14/2022	36
Winding Hollow Way	Memphis	TN	River City	Occupied	\$1,850.00	\$1,950.00	12/10/2021	1/21/2022	42
Deer Ridge Boulevard	Yukon	OK	Camber	Occupied	\$1,650.00	\$1,745.00	8/17/2021	9/10/2021	24
Norway Avenue	Yukon	OK	Camber	Occupied	\$1,200.00	\$1,245.00	8/27/2021	9/18/2021	22
NW 74th Street	Oklahoma City	OK	Camber	Occupied	\$1,800.00	\$1,895.00	8/23/2021	9/6/2021	14
Melody Drive	Edmond	OK	Camber	Occupied	\$1,600.00	\$1,595.00	9/7/2021	9/17/2021	10
SW 11th Street	Yukon	OK	Camber	Occupied	\$1,300.00	\$1,295.00	8/18/2021	9/6/2021	19
Babbling Brook Drive	Oklahoma City	OK	Camber	Occupied	\$1,480.00	\$1,445.00	12/1/2021	12/31/2021	30
Babbling Brook Drive	Oklahoma City	OK	Camber	Occupied	\$1,400.00	\$1,295.00	12/2/2021	1/1/2022	30
Babbling Brook Drive	Oklahoma City	OK	Camber	Occupied	\$1,675.00	\$1,595.00	12/8/2021	1/22/2022	45
NW 94th Terrace	Oklahoma City	OK	Camber	Occupied	\$1,975.00	\$1,945.00	8/23/2021	9/2/2021	10
Babbling Brook Drive	Oklahoma City	OK	Camber	Occupied	\$1,480.00	\$1,445.00	11/12/2021	12/13/2021	31
Platinum Lane	Edmond	OK	Camber	Occupied	\$1,900.00	\$1,895.00	9/14/2021	10/11/2021	27
NW 87th Street	Yukon	OK	Camber	Occupied	\$1,625.00	\$1,645.00	9/21/2021	9/29/2021	8
Queensbury Road	Moore	OK	Camber	Occupied	\$1,350.00	\$1,345.00	9/20/2021	10/29/2021	39
NW 32nd Street	Yukon	OK	Camber	Occupied	\$1,500.00	\$1,495.00	9/30/2021	10/16/2021	16
NW 181st Street	Edmond	OK	Camber	Occupied	\$1,800.00	\$1,795.00	9/25/2021	11/1/2021	37
NW 163rd Street	Edmonds	OK	Camber	Occupied	\$1,650.00	\$1,645.00	10/1/2021	10/15/2021	14
Loren Place	Yukon	OK	Camber	Occupied	\$1,550.00	\$1,495.00	10/18/2021	11/13/2021	26
Ellsworth Avenue	Yukon	OK	Camber	Occupied	\$1,600.00	\$1,595.00	10/8/2021	11/20/2021	43
Conestoga Drive	Yukon	OK	Camber	Occupied	\$1,525.00	\$1,545.00	10/11/2021	12/1/2021	51
The Brook Boulevard	Oklahoma City	OK	Camber	Occupied	\$1,850.00	\$1,695.00	10/14/2021	11/27/2021	44
SW 14th Street	Yukon	OK	Camber	Occupied	\$1,400.00	\$1,395.00	10/22/2021	11/8/2021	17
SW 23rd Terrace	Yukon	OK	Camber	Occupied	\$1,575.00	\$1,595.00	11/8/2021	1/8/2022	61
Sally Court	Moore	OK	Camber	Occupied	\$1,925.00	\$1,945.00	10/17/2021	10/28/2021	11
S Grace Drive	Mustang	OK	Camber	Occupied	\$1,350.00	\$1,445.00	9/20/2021	11/1/2021	42
Babbling Brook Drive	Oklahoma City	OK	Camber	Occupied	\$1,600.00	\$1,595.00	11/5/2021	11/18/2021	13
Jack Rabbit Road	Yukon	OK	Camber	Occupied	\$1,500.00	\$1,495.00	10/25/2021	11/17/2021	23
Nightshade Drive	Oklahoma City	OK	Camber	Occupied	\$1,400.00	\$1,395.00	10/29/2021	12/1/2021	33
Bentley Drive	Oklahoma City	OK	Camber	Occupied	\$1,745.00	\$1,745.00		8/1/2021	
Bentley Drive	Oklahoma City	OK	Camber	Occupied	\$1,695.00	\$1,695.00		6/1/2021	
Dusty Trail	Yukon	OK	Camber	Month to Month - Occ	\$1,590.00	\$1,590.00		12/13/2017	
Bentley Drive	Oklahoma City	OK	Camber	Occupied	\$1,795.00	\$1,795.00		9/1/2021	
Bentley Drive	Oklahoma City	OK	Camber	Occupied	\$1,695.00	\$1,695.00		8/28/2019	
Bentley Drive	Oklahoma City	OK	Camber	Occupied	\$1,695.00	\$1,695.00		8/1/2020	
Bentley Drive	Oklahoma City	OK	Camber	Occupied	\$1,795.00	\$1,795.00		9/1/2021	
Dusty Trail	Yukon	OK	Camber	Expired	\$1,645.00	\$1,645.00		11/1/2015	
Abilene Way	Yukon	OK	Camber	Occupied	\$1,795.00	\$1,795.00		6/26/2016	
Cherry Point Lane	Yukon	OK	Camber	Occupied	\$2,025.00	\$1,795.00	11/23/2021	1/22/2022	60
Babbling Brook Drive	Oklahoma City	OK	Camber	Occupied	\$1,400.00	\$1,395.00	12/15/2021	1/1/2022	17
SW 38th Circle	Mustang	OK	Camber	Occupied	\$1,850.00	\$1,845.00	12/22/2021	1/13/2022	22
NW 195th Street	Edmond	OK	Camber	Occupied	\$2,100.00	\$1,995.00	12/3/2021	2/1/2022	60



Appendix C
Cash Flow and Total Out of Pocket Details

COUNT: 327

Property Address	State	Financed TOP	Financed Cash Flow	Outright TOP	Outright Cash Flow
North Majorca Way Citrus Springs, FL 34433	FL	\$ 72,766.00	\$ 331.19	\$232,193.50	\$ 1,083.33
N Majorca Way Citrus Springs, FL 34434	FL	\$ 65,465.00	\$ 373.68	\$201,243.50	\$ 1,003.33
Cello Street Davenport, FL 33896	FL	\$ 83,725.00	\$ 395.30	\$270,050.00	\$ 1,260.83
W Zinnia Lane Poinciana, FL 34759	FL	\$ 70,028.00	\$ 387.18	\$235,255.50	\$ 1,142.83
N Mataro Avenue Citrus Springs, FL 34434	FL	\$ 68,895.00	\$ 430.25	\$221,145.00	\$ 1,137.50
Alexander Way, Lake Alfred, FL 33850	FL	\$ 87,245.00	\$ 339.68	\$286,620.00	\$ 1,265.83
E Nesbitt Lane Citrus Springs, FL 34434	FL	\$ 70,845.00	\$ 402.12	\$226,720.00	\$ 1,137.50
Salisbury Drive Winter Haven, FL 33881	FL	\$ 68,960.00	\$ 400.34	\$220,122.50	\$ 1,091.67
Salisbury Dr Winter Haven, FL 33881	FL	\$ 87,345.00	\$ 372.76	\$279,470.00	\$ 1,279.17
Salisbury Drive Winter Haven, FL 33881	FL	\$ 72,831.00	\$ 326.44	\$277,353.50	\$ 1,304.17
W Adele Court Citrus Springs, FL 34434	FL	\$ 66,920.00	\$ 350.29	\$213,732.50	\$ 1,042.92
Salisbury Drive Winter Haven, FL 33881	FL	\$ 86,990.00	\$ 370.05	\$279,477.50	\$ 1,278.17
Dogwood Place Ocala, FL 34472	FL	\$ 73,895.00	\$ 392.48	\$240,645.00	\$ 1,179.17
W Lynnhaven Place Citrus Springs, FL 34434	FL	\$ 68,445.00	\$ 436.94	\$217,070.00	\$ 1,116.67
Salisbury Drive Winter Haven, FL 33881	FL	\$ 85,845.00	\$ 372.76	\$277,970.00	\$ 1,279.17
W Diamond Road Citrus Springs, FL 34434	FL	\$ 75,666.00	\$ 430.32	\$242,343.50	\$ 1,216.67
Coralbean Court Brooksville, FL 34613	FL	\$ 77,326.00	\$ 328.22	\$246,903.50	\$ 1,128.25
Swan Lake Circle Dundee, FL 33838	FL	\$ 69,265.00	\$ 365.92	\$223,690.00	\$ 1,072.17
W Copper Lane Citrus Springs, FL 34433	FL	\$ 65,465.00	\$ 452.84	\$201,243.50	\$ 1,082.50
Wallace Manor Boulevard Winter Haven, FL 33880	FL	\$ 72,810.00	\$ 413.10	\$234,847.50	\$ 1,154.17
Galloway Terrace Winter Haven, FL 33881	FL	\$ 66,495.00	\$ 444.27	\$205,920.00	\$ 1,090.83
W McNeal Drive Citrus Springs, FL 34434	FL	\$ 75,906.00	\$ 330.63	\$246,933.50	\$ 1,137.50
Skyview Drive Auburndale, FL 33823	FL	\$ 68,795.00	\$ 308.04	\$228,295.00	\$ 954.17
Manitoba Court Poinciana, FL 34759	FL	\$ 64,925.00	\$ 454.85	\$216,450.00	\$ 1,147.83
W Quaker Lane Citrus Springs, FL 34434	FL	\$ 75,666.00	\$ 413.65	\$242,343.50	\$ 1,200.00
Escambia Lane Poinciana, FL 34759	FL	\$ 72,618.00	\$ 338.97	\$242,920.50	\$ 1,117.83
Denton Avenue Auburndale, FL 33823	FL	\$ 81,205.00	\$ 385.82	\$261,730.00	\$ 1,237.50
Michigan Drive Poinciana, FL 34759	FL	\$ 67,365.00	\$ 395.87	\$206,718.50	\$ 1,072.83
Lily Way Lane Poinciana, FL 34759	FL	\$ 67,667.50	\$ 367.18	\$232,895.00	\$ 1,122.83
W Swanson Drive Citrus Springs, FL 34434	FL	\$ 75,166.00	\$ 404.07	\$241,843.50	\$ 1,178.33
Lake Lucerne Way Winter Haven, FL 33881	FL	\$ 76,925.00	\$ 340.17	\$248,750.00	\$ 1,126.00
W Riley Drive Citrus Springs, FL 34434	FL	\$ 72,595.00	\$ 393.35	\$232,095.00	\$ 1,145.83
Solis Drive Winter Haven, FL 33880	FL	\$ 81,695.00	\$ 361.57	\$262,945.00	\$ 1,216.67
W Linden Drive Citrus Springs, FL 34434	FL	\$ 75,920.00	\$ 383.09	\$244,482.50	\$ 1,178.33
W Rutland Drive Citrus Springs, FL 34434	FL	\$ 75,466.00	\$ 484.07	\$242,143.50	\$ 1,258.33
W Rutland Drive Citrus Springs, FL 34434	FL	\$ 75,666.00	\$ 392.40	\$242,343.50	\$ 1,166.67
W Rutland Drive Citrus Springs, FL 34434	FL	\$ 71,145.00	\$ 410.45	\$227,020.00	\$ 1,145.83
W Goldcoast Place Citrus Springs, FL 34434	FL	\$ 75,166.00	\$ 391.99	\$241,843.50	\$ 1,178.33
W Bravura Drive Citrus Springs, FL 34434	FL	\$ 75,036.00	\$ 345.06	\$243,888.50	\$ 1,141.67
W Bravura Drive Citrus Springs, FL 34433	FL	\$ 75,036.00	\$ 345.06	\$243,888.50	\$ 1,141.67
Oleander Street Winter Haven, FL 33881	FL	\$ 77,195.00	\$ 373.63	\$243,945.00	\$ 1,172.50
Begonia Place Poinciana, FL 34759	FL	\$ 74,866.00	\$ 318.23	\$248,793.50	\$ 1,113.67
W Rutland Drive Citrus Springs, FL 34434	FL	\$ 74,216.00	\$ 380.51	\$237,268.50	\$ 1,161.67

Milestone Drive Haines City, FL 33844	FL	\$ 80,525.00	\$ 271.85	\$259,600.00	\$ 1,090.83
Mary Avenue Brooksville, FL 34602	FL	\$ 64,992.20	\$ 486.89	\$207,985.05	\$ 1,150.00
Mott Avenue Brooksville, FL 34602	FL	\$ 63,802.30	\$ 476.94	\$210,970.05	\$ 1,150.00
Wakefield Drive Brooksville, FL 34602	FL	\$ 62,752.20	\$ 459.25	\$200,025.05	\$ 1,095.83
W Redgate Drive Citrus Springs, FL 34433	FL	\$ 71,425.00	\$ 395.28	\$228,750.00	\$ 1,137.50
W Edison Place Citrus Springs, FL 34433	FL	\$ 71,070.00	\$ 393.57	\$228,757.50	\$ 1,137.50
Whispering Trails Drive Winter Haven, FL 33884	FL	\$ 67,445.00	\$ 395.78	\$216,070.00	\$ 1,075.50
Whispering Trails Drive Winter Haven, FL 33884	FL	\$ 75,495.00	\$ 322.98	\$242,245.00	\$ 1,109.67
W Glenhaven Drive Citrus Springs, FL 34434	FL	\$ 75,666.00	\$ 484.07	\$242,343.50	\$ 1,258.33
W Sharpes Drive, Citrus Springs, FL 34433	FL	\$ 71,145.00	\$ 410.45	\$227,020.00	\$ 1,145.83
W Glenhaven Drive Citrus Springs, FL 34434	FL	\$ 71,116.00	\$ 410.79	\$226,918.50	\$ 1,145.83
W Viking Lane Citrus Springs, FL 34433	FL	\$ 68,965.00	\$ 420.52	\$211,893.50	\$ 1,083.33
W Camilo Drive Citrus Springs, FL 34433	FL	\$ 68,416.00	\$ 453.94	\$216,968.50	\$ 1,133.33
Country Club Circle Winter Haven, FL 33881	FL	\$ 87,215.00	\$ 395.00	\$281,515.00	\$ 1,311.67
Majestic Gardens Drive Winter Haven, FL 33880	FL	\$ 64,545.00	\$ 481.58	\$196,462.50	\$ 1,093.33
Salmon Court Poinciana, FL 34759	FL	\$ 60,132.20	\$ 445.93	\$189,182.55	\$ 1,072.83
W Bolero Place Citrus Springs, FL 34434	FL	\$ 74,216.00	\$ 380.51	\$237,268.50	\$ 1,161.67
W Viking Lane Citrus Springs, FL 34433	FL	\$ 69,756.00	\$ 386.97	\$222,658.50	\$ 1,108.33
Lynrock Avenue, Dundee FL 33838	FL	\$ 84,866.00	\$ 408.03	\$273,293.50	\$ 1,283.33
Summit Avenue Lake Wales, FL 33853	FL	\$ 67,916.00	\$ 391.44	\$216,468.50	\$ 1,070.83
W Hampshire Boulevard Citrus Springs, FL 34434	FL	\$ 68,416.00	\$ 403.94	\$216,968.50	\$ 1,083.33
Camellia Ct Poinciana, FL 34759	FL	\$ 80,245.00	\$ 359.84	\$257,870.00	\$ 1,197.83
W Nieman Drive Citrus Springs, FL 34433	FL	\$ 62,444.20	\$ 395.40	\$198,930.55	\$ 1,028.33
W Hampshire Boulevard Citrus Springs, FL 34433	FL	\$ 69,756.00	\$ 399.47	\$222,658.50	\$ 1,120.83
Perch Drive Poinciana, FL 34759	FL	\$ 71,145.00	\$ 359.39	\$227,020.00	\$ 1,106.17
W Willburton Drive Citrus Springs, FL 34434	FL	\$ 72,766.00	\$ 356.19	\$232,193.50	\$ 1,108.33
Miles Boulevard Dundee, FL 33838	FL	\$ 69,105.00	\$ 394.51	\$220,630.00	\$ 1,087.50
Bayridge Court Spring Hill, FL 34606	FL	\$ 73,792.30	\$ 312.59	\$247,785.05	\$ 1,108.33
Nova Drive Davenport, FL 33837	FL	\$ 78,995.00	\$ 300.82	\$260,245.00	\$ 1,169.17
Summerfield Circle Winter Haven, FL 33881	FL	\$ 84,165.00	\$ 331.27	\$267,590.00	\$ 1,183.33
Osprey Way Winter Haven, FL 33881	FL	\$ 72,295.00	\$ 403.87	\$231,795.00	\$ 1,133.33
Brenton Manor Avenue Winter Haven, FL 33881	FL	\$ 82,285.00	\$ 347.35	\$264,260.00	\$ 1,219.17
Brenton Manor Avenue, Winter Haven, FL 33881	FL	\$ 85,425.00	\$ 339.95	\$279,000.00	\$ 1,239.17
Michelle Street, Winter Haven FL 33881	FL	\$ 81,855.00	\$ 506.10	\$273,255.00	\$ 1,409.08
W Glenhaven Drive Citrus Springs, FL 34434	FL	\$ 68,965.00	\$ 395.52	\$211,893.50	\$ 1,058.33
W Dandee Place Citrus Springs, FL 34434	FL	\$ 70,316.00	\$ 413.75	\$226,118.50	\$ 1,137.50
Oro Valley Road Auburndale, FL 33823	FL	\$ 75,945.00	\$ 345.81	\$246,320.00	\$ 1,125.00
E Loring Lane Inverness, FL 34452	FL	\$ 66,495.00	\$ 395.52	\$205,920.00	\$ 1,062.50
W Homeway Loop Citrus Springs, FL 34434	FL	\$ 69,975.00	\$ 412.38	\$223,675.00	\$ 1,137.50
James Court Poinciana, FL 34759	FL	\$ 68,195.00	\$ 409.69	\$211,195.00	\$ 1,072.83
N Varsity Avenue Citrus Springs, FL 34434	FL	\$ 74,216.00	\$ 392.42	\$237,268.50	\$ 1,161.67
N Clayton Avenue Citrus Springs, FL 34434	FL	\$ 70,316.00	\$ 413.75	\$226,118.50	\$ 1,137.50
Redbay Drive Brooksville, FL 34602	FL	\$ 80,542.10	\$ 342.87	\$258,159.85	\$ 1,180.83
N Sandborn Loop Citrus Springs, FL 34433	FL	\$ 67,916.00	\$ 365.61	\$216,468.50	\$ 1,045.00
N Bedstrow Boulevard Citrus Springs, FL 34434	FL	\$ 73,692.10	\$ 383.35	\$240,434.85	\$ 1,170.00
Sunway Lane, Winter Haven, FL, 33880	FL	\$ 90,395.00	\$ 393.20	\$278,895.00	\$ 1,282.50
Lucerne Boulevard Winter Haven, FL 33881	FL	\$ 72,145.00	\$ 354.11	\$228,020.00	\$ 1,066.99
N Ripley Drive Citrus Springs, FL 34433	FL	\$ 69,756.00	\$ 386.97	\$222,658.50	\$ 1,108.33
Pelican Court Poinciana, FL 34759	FL	\$ 78,975.00	\$ 357.60	\$254,425.00	\$ 1,185.33
N Veronica Drive Citrus Springs, FL 34433	FL	\$ 71,270.00	\$ 418.57	\$228,957.50	\$ 1,162.50
N Lime Drive Citrus Springs, FL 34433	FL	\$ 75,166.00	\$ 404.07	\$241,843.50	\$ 1,178.33
N Jamaica Drive Citrus Springs, FL 34434	FL	\$ 74,216.00	\$ 380.51	\$237,268.50	\$ 1,161.67
N Creek Way Citrus Springs, FL 34434	FL	\$ 71,116.00	\$ 410.79	\$226,918.50	\$ 1,145.83
N Maltese Drive Citrus Springs, FL 34434	FL	\$ 74,746.00	\$ 348.48	\$242,873.50	\$ 1,141.67
N Brook Way Citrus Springs, FL 34433	FL	\$ 75,666.00	\$ 380.32	\$242,343.50	\$ 1,166.67
Overlook Grove Drive Winter Haven, FL 33884	FL	\$ 74,890.00	\$ 435.64	\$238,377.50	\$ 1,183.33
N Janeaux Drive Citrus Springs, FL 34434	FL	\$ 71,270.00	\$ 393.57	\$228,957.50	\$ 1,137.50

N Krouse Way Citrus Springs, FL 34433	FL	\$ 71,870.00	\$ 401.90	\$229,557.50	\$ 1,145.83
N Triana Drive Citrus Springs, FL 34434	FL	\$ 64,955.00	\$ 399.78	\$197,945.00	\$ 1,016.50
N Manuetta Drive Citrus Springs, FL 34434	FL	\$ 75,666.00	\$ 430.32	\$242,343.50	\$ 1,216.67
Galloway Street Lake Alfred, FL 33850	FL	\$ 77,638.70	\$ 336.65	\$252,747.95	\$ 1,137.50
N Tempest Drive Citrus Springs, FL 34433	FL	\$ 74,216.00	\$ 392.42	\$237,268.50	\$ 1,161.67
N Vince Drive Citrus Springs, FL 34434	FL	\$ 70,316.00	\$ 413.75	\$226,118.50	\$ 1,137.50
N Sandree Drive, Citrus Springs, FL 34434	FL	\$ 58,272.20	\$ 399.80	\$184,105.05	\$ 983.33
N Lansen Way Citrus Springs, FL 34433	FL	\$ 75,666.00	\$ 413.65	\$242,343.50	\$ 1,200.00
N Creek Way Citrus Springs, FL 34433	FL	\$ 77,066.00	\$ 321.12	\$250,993.50	\$ 1,141.67
W Smallman Place Citrus Springs, FL 34434	FL	\$ 62,752.20	\$ 391.75	\$200,025.05	\$ 1,028.33
Orleans Drive Eagle Lake, FL 33839	FL	\$ 80,424.00	\$ 349.07	\$261,746.50	\$ 1,178.33
N Danube Loop Citrus Springs, FL 34434	FL	\$ 69,366.00	\$ 353.44	\$221,543.50	\$ 1,082.50
N Pineview Way Citrus Springs, FL 34434	FL	\$ 71,145.00	\$ 410.45	\$227,020.00	\$ 1,145.83
N Pineview Way Citrus Springs, FL 34434	FL	\$ 75,666.00	\$ 430.32	\$242,343.50	\$ 1,216.67
N Vaughn Drive Citrus Springs, FL 34433	FL	\$ 73,320.00	\$ 416.49	\$234,632.50	\$ 1,165.83
Northern Dancer Drive Indianapolis, IN 46234	IN	\$ 66,570.00	\$ 443.76	\$199,770.00	\$ 1,057.17
Taurus Court, Franklin, IN 46131	IN	\$ 70,845.00	\$ 541.17	\$224,995.00	\$ 1,265.25
Taurus Court, Franklin, IN 46131	IN	\$ 80,795.00	\$ 609.58	\$238,495.00	\$ 1,350.50
Amber Glow Lane Indianapolis, IN 46229	IN	\$ 56,850.00	\$ 312.95	\$177,495.00	\$ 891.00
East Keough Drive, Indianapolis, IN 46236	IN	\$ 83,995.00	\$ 379.79	\$265,495.00	\$ 1,221.75
Gazebo Drive Indianapolis, IN 46227	IN	\$ 65,570.00	\$ 355.81	\$197,495.00	\$ 988.58
Signet Ln, Indianapolis, IN, 46235	IN	\$ 54,995.00	\$ 496.59	\$169,395.00	\$ 1,052.33
Yellowstone Way Franklin, IN 46131	IN	\$ 71,845.00	\$ 329.33	\$225,995.00	\$ 1,053.42
Aulton Drive Noblesville, IN 46060	IN	\$ 72,395.00	\$ 443.84	\$222,995.00	\$ 1,151.08
North Fogelson Dr, Indianapolis, IN, 46229	IN	\$ 54,875.00	\$ 435.28	\$178,495.00	\$ 864.42
Northridge Drive Noblesville, IN 46060	IN	\$ 74,245.00	\$ 447.88	\$237,370.00	\$ 1,193.92
Shadowbrook Drive Plainfield, IN 46168	IN	\$ 75,035.00	\$ 340.23	\$236,995.00	\$ 1,089.58
Raymond Park Drive Indianapolis, IN 46239	IN	\$ 73,745.00	\$ 370.46	\$236,870.00	\$ 1,116.50
Fenster Drive Indianapolis, IN, 46234	IN	\$ 57,735.00	\$ 358.83	\$180,495.00	\$ 956.25
Grand Fir Dr, Greenwood, IN, 46143	IN	\$ 60,195.00	\$ 447.00	\$189,495.00	\$ 979.33
Mozart Way, Indianapolis, IN, 46239	IN	\$ 71,295.00	\$ 288.99	\$228,995.00	\$ 1,029.92
Earlswood Lane Indianapolis, IN 46217	IN	\$ 62,095.00	\$ 455.50	\$191,695.00	\$ 1,052.33
Salamonie Drive Indianapolis, IN 46203	IN	\$ 63,645.00	\$ 304.48	\$196,495.00	\$ 937.25
Blue Ash Lane Indianapolis, IN 46239	IN	\$ 66,486.00	\$ 318.68	\$201,395.00	\$ 951.50
Riverwood Road Indianapolis, IN 46214	IN	\$ 59,620.00	\$ 389.58	\$185,620.00	\$ 969.83
Rosefinch Circle Indianapolis, IN 46228	IN	\$ 58,685.00	\$ 347.62	\$188,495.00	\$ 951.08
Apple Creek Drive Indianapolis, IN 46235	IN	\$ 63,660.00	\$ 322.46	\$198,300.00	\$ 942.50
Deer Creek Place Indianapolis, IN, 46254	IN	\$ 66,915.00	\$ 300.03	\$245,495.00	\$ 1,203.42
Bridgestone Drive, Indianapolis, IN 46231	IN	\$ 65,095.00	\$ 360.94	\$201,495.00	\$ 1,000.83
Orth Drive Indianapolis, IN 46221	IN	\$ 62,675.00	\$ 309.71	\$200,495.00	\$ 956.33
Wilder Way Indianapolis, IN 46216	IN	\$ 68,245.00	\$ 300.49	\$216,995.00	\$ 1,001.67
Cembra Drive Greenwood, 46143	IN	\$ 65,095.00	\$ 343.46	\$201,495.00	\$ 993.33
Glen Haven Boulevard, Plainfield, IN 46168	IN	\$ 82,795.00	\$ 599.60	\$240,495.00	\$ 1,352.08
Sycamore Forge Lane Indianapolis, IN 46254	IN	\$ 67,250.00	\$ 416.06	\$201,995.00	\$ 1,052.58
Prairie Meadow Drive Indianapolis, IN 469221	IN	\$ 68,895.00	\$ 313.80	\$219,495.00	\$ 1,032.08
Riversport Court Indianapolis, IN 43221	IN	\$ 57,850.00	\$ 369.98	\$179,530.00	\$ 930.33
Long River Lane Indianapolis, IN 46221	IN	\$ 71,845.00	\$ 295.58	\$225,995.00	\$ 1,019.67
Titania Drive Indianapolis, IN 46236	IN	\$ 67,895.00	\$ 303.34	\$218,495.00	\$ 1,010.58
Zionsville Road Indianapolis, IN 46268	IN	\$ 70,795.00	\$ 381.33	\$228,495.00	\$ 1,122.25
Oyster Key Lane Planfield, IN 46168	IN	\$ 72,345.00	\$ 453.29	\$228,220.00	\$ 1,166.17
Hazelhatch Drive Indianapolis, IN 46268	IN	\$ 67,700.00	\$ 371.09	\$209,495.00	\$ 1,051.75
Sunflower Court Indianapolis, IN 46124	IN	\$ 71,795.00	\$ 359.66	\$229,495.00	\$ 1,100.58
Parklake Place Indianapolis, IN 46217	IN	\$ 64,545.00	\$ 356.01	\$199,795.00	\$ 986.00
Grandview Drive Avon, IN 46123	IN	\$ 69,045.00	\$ 334.19	\$208,995.00	\$ 1,001.17
Bancaster Drive Indianapolis, IN 46268	IN	\$ 83,895.00	\$ 298.20	\$269,995.00	\$ 1,187.50
Alvey Court, Greenwood, IN, 46143	IN	\$ 57,940.00	\$ 315.45	\$181,060.00	\$ 900.33
Fox Glen Drive Indianapolis, IN 46239	IN	\$ 68,025.00	\$ 341.68	\$216,495.00	\$ 1,060.67

Whistlewood Drive Indianapolis, IN 46239	IN	\$ 67,200.00	\$ 358.50	\$210,480.00	\$ 1,018.33
Sunningdale Boulevard Indianapolis, IN 46234	IN	\$ 80,095.00	\$ 385.89	\$254,095.00	\$ 1,181.67
Hosta Way Camby, IN 46113	IN	\$ 76,295.00	\$ 318.68	\$233,995.00	\$ 1,071.17
Limberlost Court Camby, IN 46113	IN	\$ 67,445.00	\$ 358.84	\$214,495.00	\$ 1,049.25
Allegro Drive Indianapolis, IN 46231	IN	\$ 71,995.00	\$ 366.26	\$215,495.00	\$ 1,050.33
Comb Run Court Avon, IN 46123	IN	\$ 83,445.00	\$ 336.29	\$265,995.00	\$ 1,195.08
Sharsted Court Indianapolis, IN 46236	IN	\$ 76,745.00	\$ 454.66	\$237,995.00	\$ 1,224.25
Hammersmith Lane Cordova, TN 38016	TN	\$ 65,895.00	\$ 500.03	\$218,145.00	\$ 1,196.33
Adikson Drive Cordova, TN, 38016	TN	\$ 92,720.00	\$ 560.98	\$312,032.50	\$ 1,579.75
Empire Lane Atoka, TN 38004	TN	\$ 82,422.10	\$ 524.47	\$275,989.85	\$ 1,409.73
Kathryn Cove Atoka, TN 38004	TN	\$ 70,535.00	\$ 512.15	\$234,385.00	\$ 1,261.50
Harbor Oaks Cove Oakland, TN 38060	TN	\$ 74,195.00	\$ 542.30	\$240,945.00	\$ 1,304.92
Appling Wood Cove N Cordova, TN 38016	TN	\$ 81,845.00	\$ 580.65	\$273,970.00	\$ 1,459.32
Wind River Circle West, Memphis, TN 38016	TN	\$ 73,695.00	\$ 517.98	\$240,445.00	\$ 1,304.67
Lawson Drive, Cordova, TN, 38016	TN	\$ 76,710.00	\$ 434.18	\$245,997.50	\$ 1,208.40
Kelsie Cove Atoka, TN 38004	TN	\$ 79,525.00	\$ 474.19	\$265,850.00	\$ 1,326.33
Kelsie Cove Atoka, TN 38004	TN	\$ 75,175.00	\$ 552.83	\$250,625.00	\$ 1,355.23
Cornelia Lane Memphis, TN 38117	TN	\$ 63,495.00	\$ 374.90	\$195,770.00	\$ 1,007.67
Plum Creek Memphis TN 38016	TN	\$ 79,595.00	\$ 415.61	\$253,595.00	\$ 1,236.50
Sage Meadow Drive, Memphis, TN 38133	TN	\$ 79,045.00	\$ 543.84	\$256,670.00	\$ 1,381.83
Fletcher View Drive, Memphis, TN 38016	TN	\$ 75,245.00	\$ 536.82	\$238,370.00	\$ 1,294.58
Tipton Crossing Avenue Atoka, TN 38004	TN	\$ 94,895.00	\$ 555.66	\$319,645.00	\$ 1,632.40
Rosebay Lane Bartlett, TN 38134	TN	\$ 74,215.00	\$ 599.98	\$232,265.00	\$ 1,334.17
Eastwood Drive Munford, TN 38004	TN	\$ 94,895.00	\$ 580.72	\$319,645.00	\$ 1,624.75
Empire Lane Atoka, TN 38004	TN	\$ 77,782.10	\$ 448.29	\$259,749.85	\$ 1,280.50
Foxfield Trail, Bartlett, TN, 38135	TN	\$ 76,045.00	\$ 378.28	\$253,670.00	\$ 1,203.40
Sunrise Ridge Drive Bartlett, TN, 38135	TN	\$ 64,445.00	\$ 441.89	\$213,070.00	\$ 1,143.07
Hanna Drive Memphis, TN 38128	TN	\$ 52,995.00	\$ 396.40	\$167,395.00	\$ 926.92
Birchvale Drive Memphis, TN 38125	TN	\$ 80,895.00	\$ 379.95	\$269,395.00	\$ 1,255.58
Lily Drive Oakland, TN 38060	TN	\$ 77,782.10	\$ 485.79	\$259,749.85	\$ 1,318.00
Mintane Cove, Memphis, TN 38125	TN	\$ 76,245.00	\$ 522.65	\$239,370.00	\$ 1,280.42
Vivian Way Millington, TN 38053	TN	\$ 79,886.05	\$ 470.40	\$267,113.68	\$ 1,326.67
Lilly Drive Oakland, TN 38060	TN	\$ 79,232.10	\$ 485.88	\$264,824.85	\$ 1,334.67
Tracy Lynn Drive Memphis, TN 38125	TN	\$ 64,995.00	\$ 418.16	\$207,995.00	\$ 1,112.83
Oakden Lane Memphis, TN, 38125	TN	\$ 68,795.00	\$ 450.56	\$228,295.00	\$ 1,180.02
Kitty Cove Memphis, TN 38128	TN	\$ 54,495.00	\$ 414.91	\$172,470.00	\$ 962.00
Sun Mist Cove Memphis, TN 38128	TN	\$ 55,995.00	\$ 442.53	\$177,545.00	\$ 1,024.00
Essexshire Avenue Memphis, TN 38117	TN	\$ 77,965.00	\$ 518.61	\$254,140.00	\$ 1,324.33
Downs Road, Memphis, TN 38135	TN	\$ 77,275.00	\$ 400.22	\$245,475.00	\$ 1,193.75
Empire Lane Atoka, TN 38004	TN	\$ 80,392.10	\$ 539.61	\$268,884.85	\$ 1,401.67
Ross Road, Memphis, TN, 38141	TN	\$ 71,695.00	\$ 415.38	\$238,445.00	\$ 1,178.00
Empire Lane Atoka, TN 38004	TN	\$ 78,652.10	\$ 438.34	\$262,794.85	\$ 1,280.50
Morning Flower Drive Memphis, TN 38135	TN	\$ 58,495.00	\$ 549.06	\$180,045.00	\$ 1,112.73
Bobbitt Drive Bartlett, TN 38135	TN	\$ 70,345.00	\$ 403.12	\$226,220.00	\$ 1,138.50
Pipers Green Lane, Memphis, TN, 38135	TN	\$ 58,995.00	\$ 524.25	\$187,695.00	\$ 1,139.92
Vivian Way Millington, TN 38053	TN	\$ 65,729.70	\$ 556.76	\$217,566.45	\$ 1,251.17
Hayes Run Atoka, TN 38004	TN	\$ 98,520.00	\$ 544.62	\$332,332.50	\$ 1,630.75
Lagrange Pines Drive Cordova, TN 38018	TN	\$ 70,585.00	\$ 422.18	\$230,810.00	\$ 1,178.08
Trevor Cove Munford, TN 38058	TN	\$ 78,942.10	\$ 451.86	\$263,809.85	\$ 1,297.33
Raleigh-Lagrange Road Cordova, TN 38018	TN	\$ 68,285.00	\$ 558.34	\$214,010.00	\$ 1,245.83
Cedar Brake Drive Memphis, TN 38018	TN	\$ 91,995.00	\$ 477.47	\$309,495.00	\$ 1,503.58
Brighton Village Loop Brighton, TN 38011	TN	\$ 49,795.00	\$ 471.90	\$150,610.00	\$ 939.42
Kristywood Cove Memphis, TN 38133	TN	\$ 75,445.00	\$ 470.84	\$224,070.00	\$ 1,161.25
Daniel Riggs Cove, Memphis, TN, 38125	TN	\$ 90,195.00	\$ 407.34	\$293,195.00	\$ 1,350.33
Baysweet Drive Memphis, TN 38125	TN	\$ 67,595.00	\$ 505.83	\$169,125.00	\$ 976.67
Jills Creek Drive Bartlett, TN 38133	TN	\$ 103,920.00	\$ 601.44	\$344,982.50	\$ 1,721.25
Steven Franklin Drive Bartlett, TN 38133	TN	\$ 81,395.00	\$ 525.61	\$269,895.00	\$ 1,401.25

Floral Springs Drive Memphis, TN 38016	TN	\$ 79,175.00	\$ 520.10	\$254,625.00	\$ 1,347.83
Floral Springs Drive Cordova, TN 38016	TN	\$ 64,065.00	\$ 392.39	\$272,152.50	\$ 1,387.17
Eagle View Drive, Cordova, TN 38018	TN	\$ 74,085.00	\$ 648.96	\$234,310.00	\$ 1,393.25
Grandbury Place Cordova, TN 38016	TN	\$ 93,445.00	\$ 517.20	\$314,570.00	\$ 1,560.42
Karen Mill Lane, Memphis, TN, 38016	TN	\$ 68,795.00	\$ 561.46	\$228,295.00	\$ 1,290.92
Chariden Drive, Memphis, TN, 38016	TN	\$ 68,795.00	\$ 439.19	\$228,295.00	\$ 1,103.33
Cameron Ridge Trail Memphis, TN 38016	TN	\$ 70,245.00	\$ 484.08	\$233,370.00	\$ 1,265.58
SW 23rd Terrace, Yukon, OK 73099	OK	\$ 73,895.00	\$ 383.67	\$226,145.00	\$ 1,090.92
NW 32nd Street, Yukon OK 73099	OK	\$ 70,245.00	\$ 365.28	\$218,870.00	\$ 1,066.46
SW 38th Circle, Mustang, OK 73064	OK	\$ 89,375.00	\$ 400.70	\$286,575.00	\$ 1,316.75
Norway Avenue Yukon, OK 73099	OK	\$ 52,595.00	\$ 318.18	\$162,347.50	\$ 843.21
SW 14th Street, Yukon, OK 73099	OK	\$ 75,995.00	\$ 331.56	\$218,995.00	\$ 1,005.13
Loren Place, Yukon, OK 73099	OK	\$ 76,745.00	\$ 334.29	\$239,870.00	\$ 1,103.88
S Rae Drive, Mustang, OK 73064	OK	\$ 78,164.25	\$ 450.48	\$239,730.50	\$ 1,201.00
Babbling Brook Drive Oklahoma City, OK 73078	OK	\$ 69,952.10	\$ 293.59	\$232,344.85	\$ 1,059.73
Babbling Brook Drive Oklahoma City, OK 73078	OK	\$ 68,537.10	\$ 262.02	\$226,579.85	\$ 1,007.63
Babbling Brook Drive Oklahoma City, OK 73078	OK	\$ 72,997.10	\$ 414.79	\$243,002.35	\$ 1,216.83
Babbling Brook Drive Oklahoma City, OK 73078	OK	\$ 72,647.10	\$ 315.24	\$240,839.85	\$ 1,096.54
Babbling Brook Dr Oklahoma City, OK 73078	OK	\$ 67,427.10	\$ 208.36	\$222,569.85	\$ 929.04
Babbling Brook Drive Oklahoma City, OK 73078	OK	\$ 69,697.10	\$ 300.43	\$230,639.85	\$ 1,059.73
Nightshade Drive, Oklahoma City, OK 73170	OK	\$ 66,845.00	\$ 317.73	\$204,482.50	\$ 966.04
Queensbury Road Moore, OK 73160	OK	\$ 60,495.00	\$ 411.51	\$178,470.00	\$ 975.88
Platinum Lane Edmond, Oklahoma 73012	OK	\$ 81,015.00	\$ 585.08	\$260,815.00	\$ 1,433.33
Melody Drive Edmond, OK 73012	OK	\$ 71,545.00	\$ 431.49	\$227,420.00	\$ 1,166.88
NW 181st Street Edmond, OK 73012	OK	\$ 83,045.00	\$ 429.42	\$260,670.00	\$ 1,267.42
Windward Way, Yukon, OK 73099	OK	\$ 71,495.00	\$ 495.96	\$214,495.00	\$ 1,169.53
Conestoga Drive, Yukon, OK 73099	OK	\$ 70,995.00	\$ 460.77	\$210,420.00	\$ 1,117.50
Deer Ridge Boulevard Yukon, OK 73099	OK	\$ 72,575.00	\$ 444.55	\$226,275.00	\$ 1,169.67
NW 163rd Street, Edmonds OK 73013	OK	\$ 77,865.00	\$ 334.88	\$246,790.00	\$ 1,131.83
Sally Court, Moore OK 73160	OK	\$ 80,495.00	\$ 517.71	\$261,745.00	\$ 1,359.67
Bentley Drive, Oklahoma City, OK 73169	OK	\$ 82,895.00	\$ 376.43	\$271,395.00	\$ 1,252.07
Bentley Drive, Oklahoma City, OK 73169	OK	\$ 82,895.00	\$ 375.93	\$271,395.00	\$ 1,251.57
Bentley Drive, Oklahoma City, OK 73169	OK	\$ 81,445.00	\$ 279.60	\$266,320.00	\$ 1,138.40
Bentley Drive, Oklahoma City, OK 73169	OK	\$ 78,545.00	\$ 287.78	\$256,170.00	\$ 1,112.90
Dusty Trail, Yukon, OK, 73009	OK	\$ 74,195.00	\$ 340.21	\$240,945.00	\$ 1,114.82
Abilene Way, Yukon, OK 73099	OK	\$ 82,605.00	\$ 378.55	\$270,380.00	\$ 1,250.82
Dusty Trail, Yukon, OK 73009	OK	\$ 79,995.00	\$ 213.05	\$261,245.00	\$ 1,055.01
Abilene Way, Yukon, OK 73099	OK	\$ 81,445.00	\$ 344.85	\$266,320.00	\$ 1,203.65
Dusty Trail, Yukon, OK 73099	OK	\$ 79,995.00	\$ 269.69	\$261,245.00	\$ 1,111.65
Ellsworth Avenue Yukon, OK 73099	OK	\$ 72,415.00	\$ 443.42	\$224,665.00	\$ 1,150.67
NW 87th Street, Yukon, OK 73099	OK	\$ 75,420.00	\$ 362.47	\$243,982.50	\$ 1,157.71
Jack Rabbit Road Yukon, OK 73099	OK	\$ 69,495.00	\$ 377.47	\$212,495.00	\$ 1,051.04
Legatto Loop Dundee, FL 33838	FL	\$ 87,505.00	\$ 429.92	\$282,530.00	\$ 1,350.00
W Manchester Drive Citrus Springs, FL 34434	FL	\$ 75,616.00	\$ 334.05	\$245,918.50	\$ 1,137.50
W Manchester Drive, Citrus Springs FL 34433	FL	\$ 77,066.00	\$ 316.95	\$250,993.50	\$ 1,137.50
W Swanson Drive Citrus Springs, FL 34434	FL	\$ 68,866.00	\$ 365.39	\$221,043.50	\$ 1,083.33
Somerset Drive Davenport, FL 33897	FL	\$ 96,445.00	\$ 115.29	\$317,570.00	\$ 1,174.67
W Elmore Loop Citrus Springs, FL 34434	FL	\$ 74,045.00	\$ 383.07	\$237,170.00	\$ 1,140.83
W Pinegrove Drive Citrus Springs, FL 34434	FL	\$ 75,266.00	\$ 387.40	\$241,943.50	\$ 1,161.67
Wakefield Drive Brooksville, FL 34602	FL	\$ 62,472.20	\$ 462.56	\$199,030.05	\$ 1,095.83
Whispering Trails Drive Winter Haven, FL 33884	FL	\$ 66,545.00	\$ 383.91	\$204,897.50	\$ 1,025.50
Country Walk Club Circle Winter Haven, FL 33881	FL	\$ 74,148.12	\$ 330.25	\$250,475.37	\$ 1,136.67
Alexzander Way Winter Haven, FL 33881	FL	\$ 71,048.23	\$ 314.88	\$236,340.98	\$ 1,070.83
Roberta Drive, Winter Haven, FL 33881	FL	\$ 93,595.00	\$ 360.33	\$303,845.00	\$ 1,337.00
Autumn Stream Drive Auburndale, FL 33823	FL	\$ 77,557.35	\$ 297.13	\$269,385.00	\$ 1,162.50
Osprey Way Winter Haven, FL 33881	FL	\$ 78,255.00	\$ 340.43	\$255,155.00	\$ 1,175.00
Forest Ridge Drive Winter Haven, FL 33881	FL	\$ 84,195.00	\$ 296.70	\$272,695.00	\$ 1,172.33

Valentina Lane Auburndale, FL 33823	FL	\$ 78,198.59	\$ 345.04	\$254,207.57	\$ 1,150.00
N Fieldstone Drive Citrus Springs, FL 34433	FL	\$ 73,816.00	\$ 392.42	\$236,868.50	\$ 1,161.67
N Maltese Drive Citrus Springs, FL 34433	FL	\$ 74,746.00	\$ 348.48	\$242,873.50	\$ 1,141.67
W Hemlock Drive Citrus Springs, FL 34434	FL	\$ 72,766.00	\$ 331.19	\$232,193.50	\$ 1,083.33
Aegean Circle Lehigh Acres, FL 33936	FL	\$ 55,044.50	\$ 505.26	\$177,302.35	\$ 1,099.17
Aegean Circle Lehigh Acres, FL 33936	FL	\$ 55,044.50	\$ 505.26	\$177,302.35	\$ 1,099.17
First Drive, Eagle Lake, FL 33839	FL	\$ 89,801.25	\$ 338.15	\$290,820.00	\$ 1,291.67
Langdon Road Citrus Springs, FL 34434	FL	\$ 69,526.00	\$ 410.05	\$224,603.50	\$ 1,141.67
Pendula Drive Indianapolis, IN 46236	IN	\$ 73,795.00	\$ 342.68	\$231,495.00	\$ 1,095.17
Mansfield Road, Ingalls, IN, 46048	IN	\$ 80,545.00	\$ 370.34	\$255,995.00	\$ 1,208.33
Sweetsen Road Camby, IN 46113	IN	\$ 73,345.00	\$ 491.33	\$227,495.00	\$ 1,215.42
Spirit Drive, Ingalls, IN 46048	IN	\$ 73,795.00	\$ 444.91	\$231,495.00	\$ 1,535.83
Tamara Court Franklin, IN 46131	IN	\$ 60,170.00	\$ 442.89	\$178,970.00	\$ 990.08
Wandflower Circle Indianapolis, IN 46231	IN	\$ 66,405.00	\$ 350.76	\$207,495.00	\$ 1,028.00
Redland Lane Perry, IN 46217	IN	\$ 68,745.00	\$ 422.27	\$193,795.00	\$ 1,020.83
Wildcat Lane, Indianapolis, IN 46203	IN	\$ 42,695.00	\$ 407.18	\$136,495.00	\$ 845.00
Sandy Forge Drive Indianapolis, IN 46221	IN	\$ 60,620.00	\$ 337.10	\$185,495.00	\$ 935.67
Wynridge Court Indianapolis, IN 46235	IN	\$ 63,332.50	\$ 385.79	\$193,495.00	\$ 1,000.42
Wooden Branch Drive Indianapolis, IN 46221	IN	\$ 74,245.00	\$ 331.80	\$235,495.00	\$ 1,077.83
Paradise Way E #B Greenwood, IN 46143	IN	\$ 44,820.00	\$ 297.25	\$141,495.00	\$ 759.00
Tybalt Circle Indianapolis, IN 46254	IN	\$ 61,595.00	\$ 324.62	\$189,995.00	\$ 930.83
Cotton Bay Drive North, Indianapolis, IN, 46254	IN	\$ 48,495.00	\$ 447.32	\$156,495.00	\$ 952.50
W Denton Drive, McCordsville IN 46055	IN	\$ 80,245.00	\$ 569.58	\$241,495.00	\$ 1,339.17
Allegan Drive, Indianapolis, IN 46217	IN	\$ 72,445.00	\$ 333.93	\$219,495.00	\$ 1,024.33
Browns Valley Lane Indianapolis, IN 46113	IN	\$ 68,895.00	\$ 360.70	\$219,495.00	\$ 1,057.00
Washington Cove Way Indianapolis, IN 46229	IN	\$ 65,805.00	\$ 346.88	\$201,495.00	\$ 993.33
Cosby Mill Cove Cordova, TN 38018	TN	\$ 73,995.00	\$ 642.81	\$181,245.00	\$ 1,140.17
Far Drive Cordova, TN 38016	TN	\$ 66,765.00	\$ 526.61	\$221,190.00	\$ 1,255.15
Far Drive Cordova, TN 38016	TN	\$ 72,685.00	\$ 727.64	\$225,660.00	\$ 1,438.25
Dearing Road, Memphis, TN 38117	TN	\$ 73,695.00	\$ 418.23	\$240,445.00	\$ 1,192.83
Stage Park Drive, Memphis, TN, 38134	TN	\$ 63,995.00	\$ 430.04	\$199,845.00	\$ 1,079.92
Tipton Crossing Atoka, TN 38004	TN	\$ 78,075.00	\$ 481.63	\$260,775.00	\$ 1,356.92
Winding Hollow Way Memphis TN 38125	TN	\$ 88,775.00	\$ 534.69	\$293,225.00	\$ 1,484.42
Shellback Drive Millington, TN 38053	TN	\$ 77,782.10	\$ 481.95	\$259,749.85	\$ 1,314.17
Sundale Cove, Memphis, TN 38135	TN	\$ 64,095.00	\$ 789.30	\$197,800.00	\$ 1,419.08
April Forest Drive Memphis, TN 38141	TN	\$ 70,245.00	\$ 475.38	\$233,370.00	\$ 1,221.42
Macon Road Memphis, TN 38134	TN	\$ 58,995.00	\$ 355.16	\$187,695.00	\$ 970.83
Lagrange Hill Road Cordova, TN, 38018	TN	\$ 62,995.00	\$ 549.54	\$198,845.00	\$ 1,199.42
Briar Hill Drive Bartlett, TN 38135	TN	\$ 65,895.00	\$ 525.18	\$218,145.00	\$ 1,221.48
Echles Street Memphis, TN 38111	TN	\$ 106,495.00	\$ 539.99	\$360,245.00	\$ 1,755.67
Echles Street Memphis, TN 38111	TN	\$ 106,495.00	\$ 539.99	\$360,245.00	\$ 1,755.67
Southwind Cove Memphis, TN 38125	TN	\$ 81,155.00	\$ 484.39	\$265,305.00	\$ 1,353.17
Ellis Road Bartlett, TN 38133	TN	\$ 77,495.00	\$ 626.57	\$258,745.00	\$ 1,455.50
Fulton Lane, Memphis, TN 38016	TN	\$ 84,845.00	\$ 486.27	\$276,970.00	\$ 1,378.75
NW 94th Terrace Oklahoma City, OK 73099	OK	\$ 77,492.10	\$ 571.52	\$258,734.85	\$ 1,426.58
Cherry Point Lane, Yukon, Oklahoma 73099	OK	\$ 95,625.00	\$ 440.29	\$310,950.00	\$ 1,440.54
SW 11th Street Yukon, OK 73099	OK	\$ 60,845.00	\$ 324.93	\$185,612.50	\$ 921.79
S Grace Drive Mustang, OK 73064	OK	\$ 60,795.00	\$ 397.25	\$197,360.00	\$ 1,050.54
The Brook Boulevard, Oklahoma City, OK 73078	OK	\$ 76,972.10	\$ 466.37	\$256,039.85	\$ 1,311.17
Babbling Brook Drive, Oklahoma City, OK 73078	OK	\$ 83,262.10	\$ 436.81	\$273,929.85	\$ 1,336.33
NW 195th Street, Edmond, OK 73012	OK	\$ 93,095.00	\$ 529.91	\$303,345.00	\$ 1,506.58
Fieldstone Drive, Oklahoma City, OK 73179	OK	\$ 80,045.00	\$ 478.30	\$257,670.00	\$ 1,303.42
Bentley Drive, Oklahoma City, OK 73169	OK	\$ 80,575.00	\$ 358.62	\$263,275.00	\$ 1,207.32
Bentley Drive, Oklahoma City, OK 73169	OK	\$ 77,675.00	\$ 351.13	\$253,125.00	\$ 1,166.15
Bentley Drive, Oklahoma City, OK 73169	OK	\$ 77,385.00	\$ 347.92	\$252,110.00	\$ 1,159.57
NW 74th Street Oklahoma City OK 73132	OK	\$ 80,305.00	\$ 415.41	\$260,830.00	\$ 1,267.08

*Values are based off of initial Proforma creation at our standard of 25% down and \$4995 TEAMS Fee.





Appendix D
Property Resale Data

COUNT: 81

PROPERTY ADDRESS	CITY	STATE	ORIGINAL PURCHASE PRICE	ORIGINAL PURCHASE DATE	SALE PRICE	SALE DATE	EQUITY CREATED	YEARS OWNED
N Carter Ranch Road	Coolidge	AZ	\$ 153,500.00	4/1/2014	\$ 320,000.00	5/6/2021	\$166,500.00	7.10
E 10th Place	Casa Grande	AZ	\$ 128,000.00	6/12/2014	\$ 290,000.00	10/12/2021	\$162,000.00	7.34
N Reinbold Drive	Maricopa	AZ	\$ 129,000.00	7/29/2014	\$ 249,000.00	3/15/2021	\$120,000.00	6.63
N Wesley	Mesa	AZ	\$ 168,000.00	7/28/2014	\$ 356,500.00	5/10/2021	\$188,500.00	6.79
N Cassara Dr	Queen Creek	AZ	\$ 135,000.00	6/30/2014	\$ 267,500.00	1/8/2021	\$132,500.00	6.53
W Cowpath Rd	Maricopa	AZ	\$ 123,000.00	12/5/2013	\$ 370,000.00	12/17/2021	\$247,000.00	8.04
W Lemon Ave	Coolidge	AZ	\$ 87,500.00	11/12/2013	\$ 263,000.00	12/16/2021	\$175,500.00	8.10
W Palo Verde Street	Casa Grande	AZ	\$ 140,000.00	11/6/2014	\$ 310,100.00	9/9/2021	\$170,100.00	6.85
E Quiet Retreat	Florence	AZ	\$ 77,800.00	1/4/2013	\$ 220,000.00	3/31/2021	\$142,200.00	8.24
E Escape Ave	Florence	AZ	\$ 99,900.00	10/10/2013	\$ 310,000.00	9/7/2021	\$210,100.00	7.92
E Pine Way	Florence	AZ	\$ 161,500.00	6/14/2019	\$ 278,250.00	12/1/2021	\$116,750.00	2.47
E Lupine Place	San Tan Valley	AZ	\$ 150,000.00	10/1/2013	\$ 319,979.00	8/18/2021	\$169,979.00	7.88
Sandhill Street	Groveland	FL	\$ 135,000.00	3/19/2015	\$ 279,000.00	8/18/2021	\$144,000.00	6.42
Milestone Drive	Haines City	FL	\$ 143,000.00	5/22/2015	\$ 235,000.00	6/14/2021	\$ 92,000.00	6.07
Lake Butler Ave	Haines City	FL	\$ 130,000.00	1/8/2014	\$ 285,000.00	12/7/2021	\$155,000.00	7.92
Wallace Manor Loop	Winter Haven	FL	\$ 118,000.00	4/29/2015	\$ 233,500.00	8/27/2021	\$115,500.00	6.33
Pompano Way	Poinciana	FL	\$ 144,500.00	9/20/2016	\$ 280,743.00	11/29/2021	\$136,243.00	5.19
Emily Dr	Winter Haven	FL	\$ 172,500.00	9/10/2018	\$ 195,000.00	2/26/2021	\$ 22,500.00	2.47
Conch Lane	Poinciana	FL	\$ 132,000.00	6/14/2016	\$ 195,000.00	1/12/2021	\$ 63,000.00	4.58
Manatee Ct	Poinciana	FL	\$ 132,000.00	12/20/2016	\$ 210,500.00	5/3/2021	\$ 78,500.00	4.37
Roseling Crossing	Davenport	FL	\$ 168,900.00	8/26/2016	\$ 215,500.00	1/11/2021	\$ 46,600.00	4.38
Hibiscus Street	Winter Haven	FL	\$ 132,800.00	9/18/2015	\$ 220,000.00	4/5/2021	\$ 87,200.00	5.55
Sabal Bend Dr NE	Winter Haven	FL	\$ 140,000.00	10/27/2017	\$ 220,000.00	10/1/2021	\$ 80,000.00	3.93
Herring Ct	Poinciana	FL	\$ 139,000.00	12/20/2016	\$ 246,000.00	6/11/2021	\$107,000.00	4.48
Julius Estates Boulevard	Winter Haven	FL	\$ 164,990.00	8/26/2015	\$ 205,000.00	2/10/2021	\$ 40,010.00	5.47
Big Black Place	Kissimmee	FL	\$ 112,500.00	11/25/2014	\$ 217,500.00	4/9/2021	\$105,000.00	6.38
Ohio Way	Poinciana	FL	\$ 120,500.00	7/28/2014	\$ 236,000.00	11/1/2021	\$115,500.00	7.27
Quercus Loop	Winter Haven	FL	\$ 130,000.00	7/15/2015	\$ 240,000.00	11/17/2021	\$110,000.00	6.35
E Reddicks Cir E	Winter Haven	FL	\$ 192,000.00	6/29/2018	\$ 279,900.00	9/29/2021	\$ 87,900.00	3.25
Heather Glen Loop	Winter Haven	FL	\$ 115,000.00	7/31/2015	\$ 239,000.00	8/13/2021	\$124,000.00	6.04
Stonehaven Dr	Haines City	FL	\$ 146,999.00	12/10/2014	\$ 262,000.00	8/2/2021	\$115,001.00	6.65
Sunway Lane	Winter Haven	FL	\$ 137,000.00	9/1/2015	\$ 252,000.00	10/4/2021	\$115,000.00	6.10
Lake Charles Drive	Davenport	FL	\$ 144,000.00	12/18/2014	\$ 310,000.00	12/22/2021	\$166,000.00	7.02
Delancey Drive	Davenport	FL	\$ 149,000.00	4/17/2015	\$ 220,000.00	1/4/2021	\$ 71,000.00	5.72
Summit Place	Winter Haven	FL	\$ 162,000.00	5/30/2017	\$ 255,000.00	11/30/2021	\$ 93,000.00	4.51
Sierra Circle	Davenport	FL	\$ 153,000.00	5/20/2015	\$ 275,000.00	7/2/2021	\$122,000.00	6.12
Grantham Drive	Kissimmee	FL	\$ 124,000.00	8/21/2014	\$ 217,500.00	7/1/2021	\$ 93,500.00	6.87
Reflections Loop E	Winter Haven	FL	\$ 130,000.00	5/15/2015	\$ 245,000.00	7/14/2021	\$115,000.00	6.17
Mohave Ct	Indianapolis	IN	\$ 86,900.00	8/29/2016	\$ 143,000.00	9/30/2021	\$ 56,100.00	5.09
Amber Glow Lane	Indianapolis	IN	\$ 125,000.00	10/13/2017	\$ 160,000.00	5/6/2021	\$ 35,000.00	3.56
Signet Ln	Indianapolis	IN	\$ 104,000.00	1/12/2015	\$ 160,000.00	1/20/2021	\$ 56,000.00	6.03
E Welland Street	Indianapolis	IN	\$ 79,000.00	11/8/2017	\$ 120,000.00	12/15/2021	\$ 41,000.00	4.10
North Fogelson Dr	Indianapolis	IN	\$ 129,000.00	6/28/2019	\$ 172,000.00	8/3/2021	\$ 43,000.00	2.10
Dutch Elm Drive	Indianapolis	IN	\$ 83,000.00	2/12/2015	\$ 172,000.00	12/16/2021	\$ 89,000.00	6.85
John Glenn Ct	Indianapolis	IN	\$ 82,000.00	1/4/2018	\$ 135,000.00	6/30/2021	\$ 53,000.00	3.49
Fenster Dr	Indianapolis	IN	\$ 122,500.00	1/26/2018	\$ 172,000.00	5/25/2021	\$ 49,500.00	3.33
Grand Fir Dr	Greenwood	IN	\$ 127,000.00	3/26/2020	\$ 180,000.00	9/3/2021	\$ 53,000.00	1.44
Mozart Way	Indianapolis	IN	\$ 96,000.00	11/25/2014	\$ 220,000.00	12/30/2021	\$124,000.00	7.10
Wolfgang Drive	Indianapolis	IN	\$ 101,000.00	7/7/2014	\$ 203,000.00	8/26/2021	\$102,000.00	7.14
Blue Ash Lane	Indianapolis	IN	\$ 86,000.00	7/22/2014	\$ 187,900.00	7/28/2021	\$101,900.00	7.02

Tupelo Drive	Indianapolis	IN	\$ 94,000.00	11/6/2014	\$ 160,000.00	3/22/2021	\$ 66,000.00	6.38
Candle Berry Drive	Indianapolis	IN	\$ 99,000.00	7/11/2014	\$ 194,000.00	10/1/2021	\$ 95,000.00	7.23
E 46th St	Indianapolis	IN	\$ 109,000.00	2/3/2017	\$ 153,000.00	1/7/2021	\$ 44,000.00	3.93
Deer Creek Place	Indianapolis	IN	\$ 162,900.00	10/4/2017	\$ 233,000.00	9/23/2021	\$ 70,100.00	3.97
South Fuller Drive	Indianapolis	IN	\$ 95,000.00	6/27/2016	\$ 147,000.00	7/30/2021	\$ 52,000.00	5.09
Epperson Drive	Indianapolis	IN	\$ 85,000.00	6/27/2016	\$ 130,000.00	4/2/2021	\$ 45,000.00	4.77
Wildcat Dr #8G	Indianapolis	IN	\$ 89,000.00	1/2/2018	\$ 115,900.00	3/10/2021	\$ 26,900.00	3.19
Titania Drive	Indianapolis	IN	\$ 108,000.00	12/9/2014	\$ 210,000.00	12/29/2021	\$102,000.00	7.06
Sunflower Ct	Indianapolis	IN	\$ 125,000.00	10/17/2016	\$ 220,000.00	11/17/2021	\$ 95,000.00	5.09
E 48th St	Indianapolis	IN	\$ 99,000.00	1/12/2018	\$ 117,000.00	6/11/2021	\$ 18,000.00	3.41
E Thompson Rd	Indianapolis	IN	\$ 70,000.00	1/15/2020	\$ 80,000.00	3/12/2021	\$ 10,000.00	1.16
Parklake Place	Indianapolis	IN	\$ 105,900.00	10/28/2015	\$ 210,000.00	6/28/2021	\$104,100.00	5.67
Alvey Court	Greenwood	IN	\$ 99,500.00	9/30/2014	\$ 171,000.00	6/2/2021	\$ 71,500.00	6.68
Chesterhill Lane	Indianapolis	IN	\$ 184,000.00	9/11/2020	\$ 246,000.00	12/27/2021	\$ 62,000.00	1.29
Riverwood Road	Indianapolis	IN	\$ 175,000.00	2/12/2021	\$ 200,000.00	6/3/2021	\$ 25,000.00	0.30
Beachwood Crest Street	Las Vegas	NV	\$ 95,000.00	2/15/2011	\$ 320,000.00	4/30/2021	\$225,000.00	10.21
Adikson Drive	Cordova	TN	\$ 172,500.00	5/12/2015	\$ 302,500.00	7/2/2021	\$130,000.00	6.15
Lawson Drive	Cordova	TN	\$ 165,000.00	2/18/2016	\$ 233,500.00	2/12/2021	\$ 68,500.00	4.99
Cornelia Lane	Memphis	TN	\$ 116,000.00	8/7/2017	\$ 185,000.00	10/27/2021	\$ 69,000.00	4.22
Stage Park Drive	Memphis	TN	\$ 120,000.00	9/30/2015	\$ 190,000.00	10/5/2021	\$ 70,000.00	6.02
Foxfield Trail	Bartlett	TN	\$ 130,000.00	11/17/2014	\$ 245,000.00	12/29/2021	\$115,000.00	7.12
Sunrise Ridge Drive	Bartlett	TN	\$ 107,000.00	9/29/2014	\$ 205,000.00	5/28/2021	\$ 98,000.00	6.67
Oakden	Memphis	TN	\$ 152,000.00	10/31/2014	\$ 250,000.00	9/21/2021	\$ 98,000.00	6.90
Oakden Lane	Memphis	TN	\$ 169,000.00	6/22/2015	\$ 220,000.00	4/13/2021	\$ 51,000.00	5.81
Ross Road	Memphis	TN	\$ 140,000.00	7/29/2015	\$ 230,000.00	3/26/2021	\$ 90,000.00	5.66
Morning Flower	Memphis	TN	\$ 108,000.00	2/11/2015	\$ 170,000.00	3/5/2021	\$ 62,000.00	6.07
Pipers Green Lane	Memphis	TN	\$ 102,500.00	10/30/2014	\$ 180,000.00	6/3/2021	\$ 77,500.00	6.60
Lagrange Hill Road	Cordova	TN	\$ 108,000.00	8/7/2015	\$ 190,000.00	8/6/2021	\$ 82,000.00	6.00
Daniel Riggs Cove	Memphis	TN	\$ 185,000.00	8/8/2015	\$ 280,000.00	10/21/2021	\$ 95,000.00	6.21
Karen Mill Lane	Memphis	TN	\$ 158,000.00	11/30/2015	\$ 220,000.00	3/30/2021	\$ 62,000.00	5.33
Chariden Drive	Memphis	TN	\$ 139,900.00	1/14/2015	\$ 220,000.00	5/28/2021	\$ 80,100.00	6.37