



2017 Annual Report

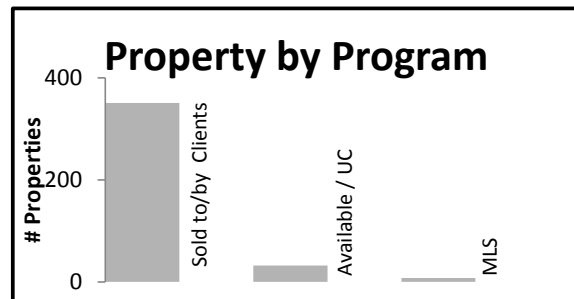
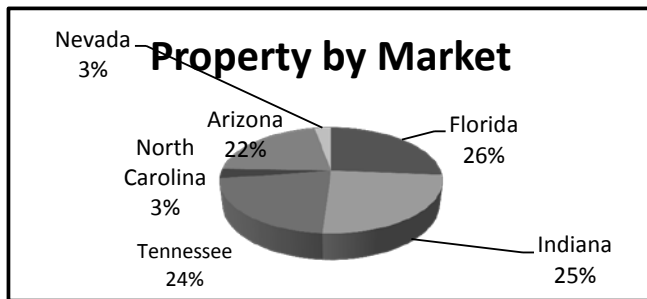
To Receive Your Free
Retirement Redefining Game Plan
please visit:
dfy-realestate.com/schedule
or call us at 801-204-9061



Acquisition Summary

In 2017, the Acquisition Team at Done For You Real Estate (DFYRE) supplied 351+ properties to the various DFYRE programs. As of 12/31/2017, 237 were purchased by DFYRE clients, 114 were sold by DFYRE clients, 32 were available or under contract, and 8+ were sold on the MLS to outside buyers. The data below breaks down DFYRE's Hot Acquiring Markets: Florida, Indiana, North Carolina & Tennessee and Hot Resale Markets: Arizona & Nevada.

	Properties Acquired & Sold*	Acquisition & Sale Price*
Florida	92	\$ 14,463,004.00
Indiana	87	\$ 9,953,195.00
Tennessee	76	\$ 12,611,400.00
North Carolina	10	\$ 1,662,240.00
Arizona	76	\$ 12,601,300.00
Nevada	10	\$ 1,989,000.00
Overall	351	\$ 53,280,139.00



Sold to/by DFYRE Clients	Available/Under Contract	MLS	Rejected**
351	32	8	31

Acquisition Property Averages*

	Purchase Price to Client	Square Footage	Price Per Square Feet	Year Built
Florida	\$ 156,687.69	1621	\$ 98.57	2009
Indiana	\$ 114,186.08	1484	\$ 80.04	1990
North Carolina	\$ 166,224.00	1681	\$ 98.63	2017
Tennessee	\$ 166,375.34	2049	\$ 83.60	1990
Overall	\$ 148,417.46	1718	\$ 88.88	1998

Resale Property Averages*

	Sale Price	Equity Created	Years Owned
Arizona	\$ 168,017.33	\$ 54,129.00	4.51
Nevada	\$ 198,900.00	\$ 77,660.00	4.45
Indiana	\$ 116,719.05	\$ 14,742.86	2.57
Tennessee	\$ 155,333.33	\$ 15,333.33	3.01
Florida	\$ 172,600.00	\$ 38,266.67	3.48
Overall	\$ 160,177.19	\$ 46,870.66	5.03

*Refer to Appendix A & D for the complete list of properties purchased and sold along with data associated with each transaction.

**The rejected homes were returned to the supplier because they did not fit the DFYRE model after being submitted for review/initial approval. Another 100+ properties did not pass the initial approval for the DFYRE model.

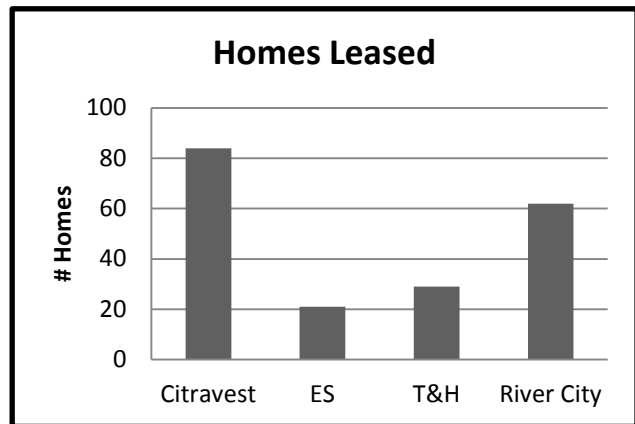
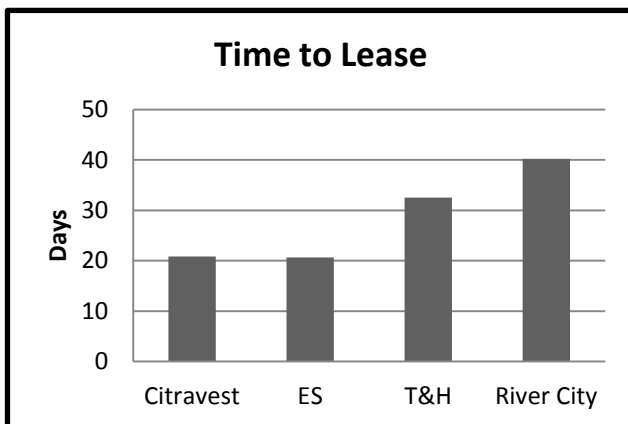


Property Management Summary

The Acquisition Team at Done for you Real Estate oversees multiple property managers in each market. Data below represents Hot Market property management performance for homes that started management in 2017. *

Overall	Target Rent	Actual Rent	% of Actual to Target Rent	Time to Lease**	Homes Leased	Total
	\$ 1,317.50	\$ 1,331.95	101%	30	200	200

PMC	Target Rent	Actual Rent	% of Actual to Target Rent	Time to Lease**	Homes Leased	Total
Florida						
Citravest	\$ 1,347.62	\$ 1,370.12	102%	21	84	84
Indiana						
ES	\$ 1,142.62	\$ 1,145.00	100%	21	21	21
T&H	\$ 1,120.34	\$ 1,112.76	99%	33	29	29
North Carolina						
MW Properties	\$ 1,200.00	\$ 1,183.75	99%	62	4	4
Tennessee						
River City	\$ 1,435.73	\$ 1,455.65	101%	40	62	62



* Refer to Appendix B for details regarding this information.

** Time to lease is the period from market start date (if after client acquisition date) to the date the property lease is signed.

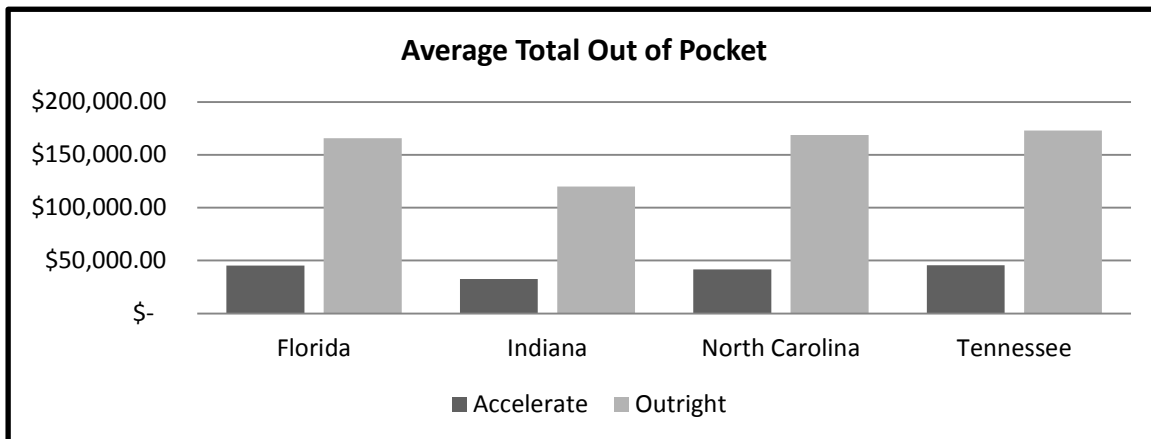
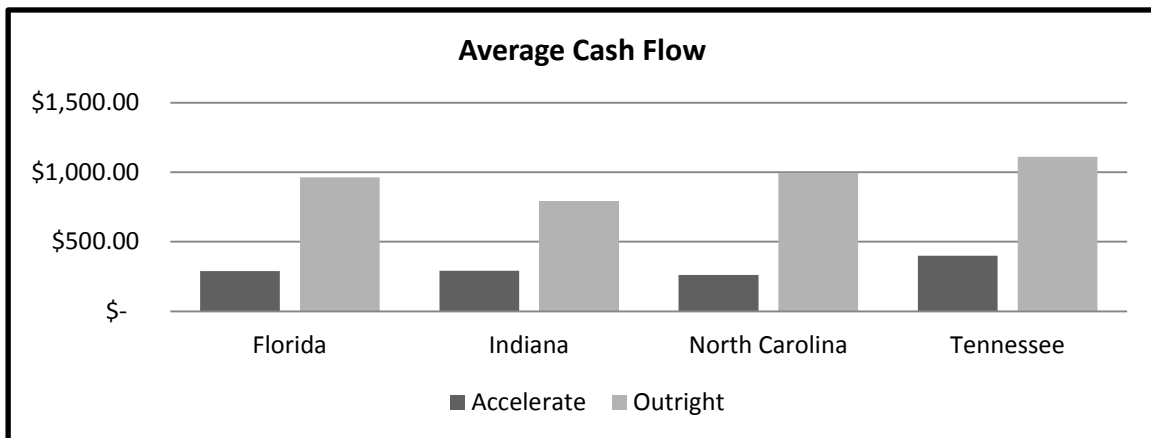
** Off market homes consist of homes listed on the MLS, in rehab, under contract, or in underwriting.



Cash Flow & Total Out of Pocket Summary

The homes supplied by Done For You Real Estate's In-house and direct models in 2017 were used to gather these findings. The figures are based on estimated cash flow and estimated total out of pocket expenses.

	Accelerate Cash Flow*	Outright Cash Flow*	Accelerate Total Out of Pocket*	Outright Total Out of Pocket*
Florida	\$ 288.72	\$ 961.92	\$ 45,265.03	\$ 165,548.60
Indiana	\$ 290.27	\$ 793.23	\$ 32,502.53	\$ 119,879.95
North Carolina	\$ 261.78	\$ 996.10	\$ 41,556.00	\$ 168,717.36
Tennessee	\$ 399.28	\$ 1,110.63	\$ 45,451.85	\$ 172,966.83
Overall	\$ 322.06	\$ 959.85	\$ 41,665.81	\$ 155,442.08



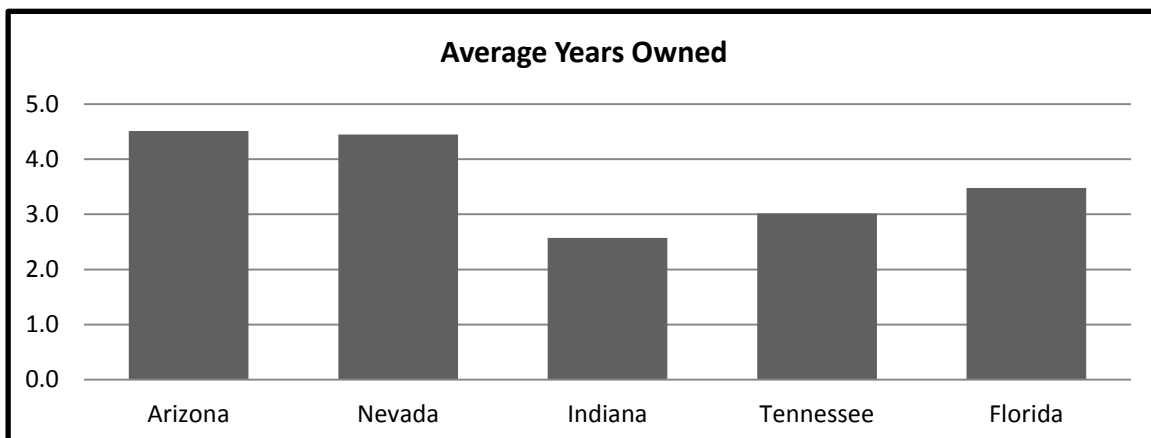
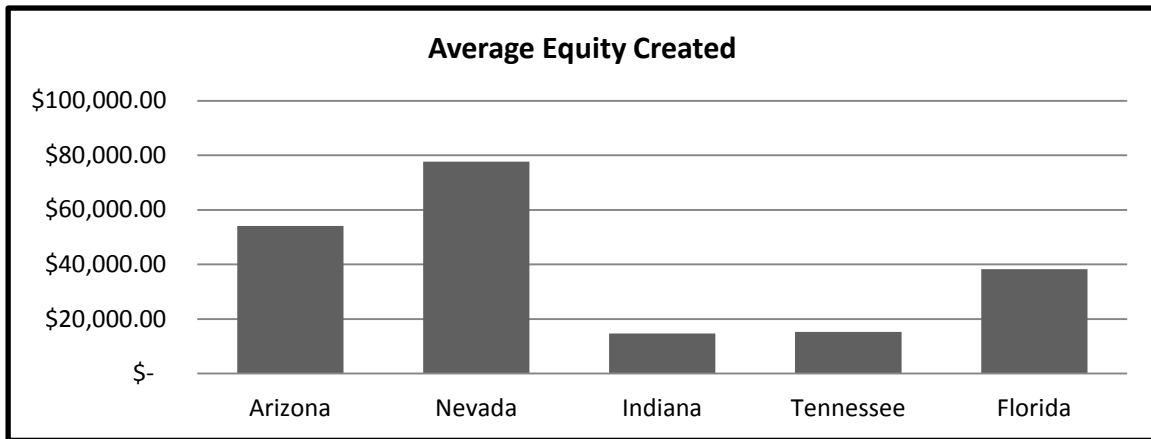
*Refer to Appendix C for Cash Flow and Total Out of Pocket details



Property Resale Summary

As part of the Done For You Real Estate model, the acquisitions team advises and assists clients in exiting properties at a time that may benefit a client's portfolio. The team walks the clients through the entire process including return analysis, rehab, showings, negotiations, and escrow. A total of 114 properties were sold in 2017. These properties were originally purchased by clients through the DFYRE model between 2010 and 2016.

	Original Client Purchase Price	Sale Price	Equity Created	Years Owned
Arizona	\$ 113,888.33	\$ 168,017.33	\$ 54,129.00	4.5
Nevada	\$ 121,240.00	\$ 198,900.00	\$ 77,660.00	4.4
Indiana	\$ 101,976.19	\$ 116,719.05	\$ 14,742.86	2.6
Tennessee	\$ 140,000.00	\$ 155,333.33	\$ 15,333.33	3.0
Florida	\$ 134,333.33	\$ 172,600.00	\$ 38,266.67	3.5
Overall	\$ 113,306.54	\$ 160,177.19	\$ 46,870.66	5.0



*Refer to Appendix D for Property Resale details



Acquisitions Power Team Summary

TOTAL TEAM	142
Done For You Real Estate Acquisitions Team	
Name	Title
Steve Earl	President
Richard Lamoreaux	Corporate Controller
Brandon Grange	National Director of Acquisitions
Natalie Ige	Acquisitions & Transaction Manager
Sariah Bigelow	Front End Coordinator

Arizona Team	
Acquisitions/Resale	3
Property Management	6
Real Estate	8
Rehab Contractors	19
Total	36

North Carolina	
Acquisitions/Resale	3
Property Management	3
Real Estate	2
Title/Attorney	2
Total	10

Florida Team	
Acquisitions/Resale	1
Property Management	2
Real Estate	5
Rehab Contractors	16
Title	3
Total	27

Nevada Team	
Acquisitions/Resale	3
Property Management	3
Real Estate	2
Rehab Contractors	7
Total	15

Indiana Team	
Acquisitions/Resale	3
Property Management	5
Real Estate	2
Rehab Contractors	13
Title	2
Total	25

Tennessee Team	
Acquisitions/Resale	4
Property Management	2
Real Estate	1
Rehab Contractors	11
Title/Attorney	6
Total	24

* Please see DFYRE Acquisition Team for specific market contacts



**Appendix A
Properties Purchased**

	Purchase Price Total	Average Purchase Price	Number Properties
Florida	\$ 13,945,204.00	\$ 156,687.69	89
Indiana	\$ 7,422,095.00	\$ 114,186.08	65
North Carolina	\$ 1,662,240.00	\$ 166,224.00	10
Tennessee	\$ 12,145,400.00	\$ 166,375.34	73
Overall	\$ 35,174,939.00	\$ 148,417.46	237

PROPERTY LIST

ACQUISITION DATE	PROPERTY ADDRESS	STATE LOCATION	CLIENT PURCHASE PRICE	Year Built	Square Feet	Price Per Square Foot
11/9/2016	Winthrop Pl Haines City, FL 33844	FL	\$ 119,900.00	2006	1644	\$ 72.93
11/18/2016	Michelle St Winter Haven, FL 33881	FL	\$ 158,000.00	2007	2121	\$ 74.49
11/28/2016	Madalyn Ct Auburndale, FL 33823	FL	\$ 150,000.00	2005	1413	\$ 106.16
11/28/2016	Lancelot Dr Lake Wales, FL 33853	FL	\$ 157,000.00	2013	1600	\$ 98.13
11/28/2016	Sophia Blvd Winter Haven, FL 33881	FL	\$ 157,000.00	2007	2075	\$ 75.66
12/2/2016	Lakeview Ct Poinciana, FL 34759	FL	\$ 129,000.00	2006	1672	\$ 77.15
12/6/2016	Kings Pond Ave Winter Haven, FL 33880	FL	\$ 130,000.00	2004	1261	\$ 103.09
12/15/2016	Cloverdale Rd Winter Haven, FL 33884	FL	\$ 153,000.00	2006	1867	\$ 81.95
12/16/2016	Kings Pond Ave Winter Haven, FL 33880	FL	\$ 131,000.00	2004	1268	\$ 103.31
12/17/2016	Summit Dr Winter Haven, FL 33884	FL	\$ 142,000.00	2005	1504	\$ 94.41
12/26/2016	Eloise Ct Kissimmee, FL 34759	FL	\$ 131,500.00	2005	1389	\$ 94.67
12/29/2016	Dinner Lake Dr Lake Wales, FL 33859	FL	\$ 157,500.00	2005	1726	\$ 91.25
1/4/2017	Halifax Dr Kissimmee, FL 34758	FL	\$ 126,000.00	2001	1029	\$ 122.45
1/6/2017	Cody Caleb Dr Winter Haven, FL 33884	FL	\$ 144,500.00	2005	1642	\$ 88.00
1/27/2017	Wallace Manor Pass Winter Haven, FL 33880	FL	\$ 157,500.00	2014	1598	\$ 98.56
2/2/2017	Bluff Lp Dundee, FL 33838	FL	\$ 140,000.00	2002	1728	\$ 81.02
2/6/2017	Sawfish Dr Poinciana, FL 34759	FL	\$ 148,000.00	2005	1578	\$ 93.79
2/15/2017	Queens Cove Blvd Winter Haven, FL 33880	FL	\$ 132,000.00	2005	1396	\$ 94.56
2/21/2017	Imperial Dr Winter Haven, FL 33880	FL	\$ 126,000.00	1999	1108	\$ 113.72
2/21/2017	Van Gogh Dr Auburndale, FL 33823	FL	\$ 157,000.00	2015	1541	\$ 101.88
3/4/2017	Lynrock Ave Dundee, FL 33838	FL	\$ 159,500.00	2016	1600	\$ 99.69
3/5/2017	Robin Ln Winter Haven, FL 33884	FL	\$ 134,000.00	2002	1238	\$ 108.24
3/7/2017	Suffragette Cir Haines City, FL 33844	FL	\$ 167,000.00	2013	1905	\$ 87.66
3/12/2017	Danube Dr Poinciana, FL 34759	FL	\$ 140,000.00	2005	1655	\$ 84.59
3/14/2017	Reflections Lp E Winter Haven, FL 33884	FL	\$ 154,000.00	2000	1602	\$ 96.13
3/15/2017	Cody Caleb Dr Winter Haven, FL 33884	FL	\$ 169,000.00	2006	2773	\$ 60.94
3/20/2017	Lancelot Dr Lake Wales, FL 33853	FL	\$ 150,000.00	2011	1436	\$ 104.46
3/22/2017	Roberta Dr Winter Haven, FL 33881	FL	\$ 175,990.00	2017	1672	\$ 105.26
3/24/2017	Cloverdale Rd Winter Haven, FL 33884	FL	\$ 149,000.00	2006	1463	\$ 101.85
4/5/2017	Whispering Trails Dr Winter Haven, FL 33884	FL	\$ 145,000.00	2008	1148	\$ 126.31
4/10/2017	Reid Ave Winter Haven, FL 33881	FL	\$ 175,990.00	2017	1751	\$ 100.51
4/20/2017	Mandolin Lp Winter Haven, FL 33884	FL	\$ 150,000.00	2010	1232	\$ 121.75
4/21/2017	Robin Ln Winter Haven, FL 33884	FL	\$ 163,000.00	2001	1583	\$ 102.97
4/21/2017	Summit Pl Winter Haven, FL 33884	FL	\$ 162,000.00	2005	1507	\$ 107.50
4/24/2017	Sophia Blvd Winter Haven, FL 33881	FL	\$ 181,490.00	2017	1672	\$ 108.55
4/26/2017	Lake Eloise Pointe Blvd Winter Haven, FL 33880	FL	\$ 151,000.00	2010	1215	\$ 124.28
4/26/2017	Lake Eloise Pointe Winter Haven, FL 33880	FL	\$ 139,000.00	1996	1351	\$ 102.89
4/29/2017	Grey Heron Dr Winter Haven, FL 33881	FL	\$ 170,000.00	2017	1542	\$ 110.25
5/1/2017	Majestic Gardens Winter Haven, FL 33880	FL	\$ 158,000.00	2006	1745	\$ 90.54
5/2/2017	Lynrock Ave Dundee, FL 33838	FL	\$ 160,000.00	2013	1634	\$ 97.92

5/9/2017	Overlook Grove Dr Winter Haven, FL 33884	FL	\$ 158,000.00	2015	1275	\$ 123.92
5/10/2017	Whispering Trails Blvd Winter Haven, FL 33884	FL	\$ 136,500.00	2007	1303	\$ 104.76
5/10/2017	Mandolin Lp Winter Haven, FL 33884	FL	\$ 169,000.00	2011	1860	\$ 90.86
5/11/2017	Warbler Dr Winter Haven, FL 33880	FL	\$ 154,000.00	2005	2101	\$ 73.30
5/16/2017	Summerfield Cir Winter Haven, FL 33881	FL	\$ 160,000.00	2008	1477	\$ 108.33
5/21/2017	Richmar Ave Haines City, FL 33844	FL	\$ 158,000.00	2005	1933	\$ 81.74
5/21/2017	Forest Ridge Way Winter Haven, FL 33881	FL	\$ 172,490.00	2017	1542	\$ 111.86
5/31/2017	Van Allen Lp Auburndale, FL 33823	FL	\$ 170,000.00	2007	1635	\$ 103.98
5/31/2017	Highland Crest Cir Lake Wales, FL 33853	FL	\$ 154,000.00	2004	1558	\$ 98.84
6/2/2017	Oak Crossing Blvd Auburndale, FL 33823	FL	\$ 150,000.00	2008	1290	\$ 116.28
6/5/2017	Grey Heron Dr Winter Haven, FL 33881	FL	\$ 173,200.00	2017	1672	\$ 103.59
6/10/2017	Kingfish Dr Poinciana, FL 34759	FL	\$ 144,000.00	2005	1548	\$ 93.02
6/15/2017	Summit Dr Winter Haven, FL 33884	FL	\$ 157,500.00	2005	1888	\$ 83.42
6/20/2017	Sunset Pointe Dr Lake Wales, FL 33898	FL	\$ 157,500.00	2005	1819	\$ 86.59
6/20/2017	Snook Way Poinciana, FL 34759	FL	\$ 151,000.00	2003	1510	\$ 100.00
6/30/2017	Wallace Manor Lp Winter Haven, FL 33880	FL	\$ 158,500.00	2014	1598	\$ 99.19
7/7/2017	Lancelot Dr Lake Wales, FL 33853	FL	\$ 160,000.00	2016	1738	\$ 92.06
7/8/2017	Wallace Manor Lp Winter Haven, FL 33880	FL	\$ 155,000.00	2012	1485	\$ 104.38
7/11/2017	Queens Cove Blvd Winter Haven, FL 33880	FL	\$ 149,000.00	2005	1936	\$ 76.96
7/14/2017	Lancelot Dr Lake Wales, FL 33853	FL	\$ 159,000.00	2010	1612	\$ 98.64
7/18/2017	Kings Pond Ave Winter Haven, FL 33880	FL	\$ 133,000.00	2004	1271	\$ 104.64
7/27/2017	Muirfield Village St Winter Haven, FL 33881	FL	\$ 175,000.00	2013	1711	\$ 102.28
7/27/2017	Lake Cummings Blvd Lake Alfred, FL 33850	FL	\$ 180,000.00	2007	2726	\$ 66.03
7/29/2017	Marci Dr Lake Wales, FL 33853	FL	\$ 162,500.00	2015	1818	\$ 89.38
7/31/2017	Coleville Dr Kissimmee, FL 34759	FL	\$ 152,000.00	2007	1570	\$ 96.82
8/2/2017	Wallace Manor Blvd Winter Haven, FL 33880	FL	\$ 162,000.00	2015	1810	\$ 89.50
8/2/2017	Cumberland Kissimmee, FL 34759	FL	\$ 132,000.00	2007	1235	\$ 106.88
8/7/2017	Reid Ave Winter Haven, FL 33881	FL	\$ 176,995.00	2017	1751	\$ 101.08
8/9/2017	Sophia Blvd Winter Haven, FL 33881	FL	\$ 176,995.00	2017	1752	\$ 101.02
8/10/2017	Michelle St Winter Haven, FL 33881	FL	\$ 175,995.00	2017	1751	\$ 100.51
8/14/2017	Argyle Gate Loop Rd Dundee, FL 33838	FL	\$ 159,000.00	2005	1604	\$ 99.13
8/14/2017	Wallace Manor Blvd Winter Haven, FL 33880	FL	\$ 170,000.00	2015	1842	\$ 92.29
8/19/2017	Michelle St Winter Haven, FL 33881	FL	\$ 179,495.00	2017	1828	\$ 98.19
8/30/2017	Grey Heron Blvd Winter Haven, FL 33881	FL	\$ 190,995.00	2017	1751	\$ 109.08
9/5/2017	Emily Dr Winter Haven, FL 33884	FL	\$ 157,000.00	2005	1636	\$ 95.97
9/20/2017	Michelle St Winter Haven, FL 33881	FL	\$ 176,995.00	2017	1751	\$ 101.08
9/21/2017	Wahneta Ct Poinciana, FL 34759	FL	\$ 154,000.00	2005	1478	\$ 104.19
9/21/2017	Sabal Bend Dr NE Winter Haven, FL 33881	FL	\$ 140,000.00	2002	1138	\$ 123.02
10/2/2017	Water Lily Ct Winter Haven, FL 33881	FL	\$ 179,000.00	2017	1672	\$ 107.06
10/3/2017	Roberta Dr Winter Haven, FL 33881	FL	\$ 180,594.00	2017	1672	\$ 108.01
10/5/2017	Michelle St Winter Haven, FL 33881	FL	\$ 179,590.00	2017	1751	\$ 102.56
10/10/2017	Brenton Manor Dr Winter Haven, FL 33881	FL	\$ 168,500.00	2015	1578	\$ 106.78
10/16/2017	Highland Crest Lp Lake Wales, FL 33853	FL	\$ 155,000.00	2004	1887	\$ 82.14
10/19/2017	Forest Ridge Dr Winter Haven, FL 33881	FL	\$ 176,990.00	2017	1525	\$ 116.06
10/23/2017	Majestic Gardens Blvd Winter Haven, FL 33880	FL	\$ 160,000.00	2013	1324	\$ 120.85
11/3/2017	Barrington Dr Haines City, FL 33844	FL	\$ 170,000.00	2013	1948	\$ 87.27
11/13/2017	Madalyn Ct Auburndale, FL 33823	FL	\$ 155,000.00	2005	1368	\$ 113.30
12/3/2017	Cody Caleb Dr Winter Haven, FL 33881	FL	\$ 171,000.00	2006	2015	\$ 84.86
12/21/2017	E Grove Ave Lake Wales, FL 33853	FL	\$ 148,000.00	2001	1457	\$ 101.58
9/27/2016	Poplar St Whiteland, IN 46184	IN	\$ 130,000.00	1986	1710	\$ 76.02
10/21/2016	Coatbridge Way Indianapolis, IN 46254	IN	\$ 112,000.00	1987	1200	\$ 93.33
10/21/2016	E 46th St Indianapolis, IN 46226	IN	\$ 109,000.00	1992	1292	\$ 84.37
10/27/2016	Canvasback Dr Indianapolis, IN 46234	IN	\$ 145,000.00	1996	2970	\$ 48.82
11/3/2016	Lacebark Dr Indianapolis, IN 46235	IN	\$ 96,000.00	1998	1606	\$ 59.78
11/10/2016	Southwest Dr Indianapolis, IN 46241	IN	\$ 72,000.00	1980	1008	\$ 71.43
11/17/2016	Ontario Ln Indianapolis, IN 46268	IN	\$ 149,000.00	1986	1996	\$ 74.65
12/7/2016	Owls Nest Pl Indianapolis, IN 46254	IN	\$ 108,000.00	1995	1220	\$ 88.52
12/9/2016	Sterling Apple Dr Indianapolis, IN 46235	IN	\$ 120,000.00	2001	1992	\$ 60.24
12/12/2016	Birchfield Dr Indianapolis, IN 46268	IN	\$ 133,000.00	2004	1454	\$ 91.47
12/22/2016	Weathervane Cir Indianapolis, IN 46239	IN	\$ 131,000.00	2003	2425	\$ 54.02
12/22/2016	N Orchard Dr Indianapolis, IN 46236	IN	\$ 128,000.00	1991	1520	\$ 84.21
12/22/2016	Fullwood Ct Indianapolis, IN 46254	IN	\$ 94,500.00	1999	1368	\$ 69.08
12/22/2016	Shingle Oak Cv Indianapolis, IN 46224	IN	\$ 119,000.00	1999	1404	\$ 84.76

12/22/2016	Arapahoe Dr Indianapolis, IN 46235	IN	\$ 99,000.00	1997	1436	\$ 68.94
12/22/2016	Kingsboro Ct Indianapolis, IN 46235	IN	\$ 85,000.00	1978	1931	\$ 44.02
12/22/2016	Sedgegrass Dr Indianapolis, IN 46235	IN	\$ 109,000.00	1997	1210	\$ 90.08
12/30/2016	Greenside Dr Indianapolis, IN 46235	IN	\$ 138,000.00	2011	1908	\$ 72.33
1/20/2017	Gambel Rd Indianapolis, IN 46221	IN	\$ 112,000.00	1971	2014	\$ 55.61
1/20/2017	Sandoval Ct Indianapolis, IN 46214	IN	\$ 99,000.00	1983	1059	\$ 93.48
1/20/2017	Woodpointe Cir Indianapolis, IN 46234	IN	\$ 121,000.00	1996	1832	\$ 66.05
1/20/2017	Skyway Dr Indianapolis, IN 46229	IN	\$ 106,900.00	1966	1342	\$ 79.66
1/24/2017	Coronado Rd Indianapolis, IN 46234	IN	\$ 94,900.00	1976	1110	\$ 85.50
1/27/2017	S Biltmore Ave Indianapolis, IN 46241	IN	\$ 79,000.00	1940	912	\$ 86.62
1/30/2017	Elmhurst Dr Indianapolis, IN 46226	IN	\$ 88,900.00	1960	1102	\$ 80.67
2/7/2017	Waterfield Pl Indianapolis, IN 46235	IN	\$ 109,000.00	2001	1752	\$ 62.21
2/7/2017	Glebe Dr Indianapolis, IN 46237	IN	\$ 125,000.00	1999	1352	\$ 92.46
2/16/2017	Downes Ct Indianapolis, IN 46235	IN	\$ 79,900.00	1973	1176	\$ 67.94
2/16/2017	Bonn Blvd Indianapolis, IN 46228	IN	\$ 106,000.00	1994	1224	\$ 86.60
2/22/2017	Sweet River Dr Indianapolis, IN 46221	IN	\$ 108,000.00	2008	1240	\$ 87.10
3/6/2017	Buick Dr Indianapolis, IN 46214	IN	\$ 108,000.00	1959	1260	\$ 85.71
3/9/2017	Meadows Edge Ln Indianapolis, IN 46217	IN	\$ 112,000.00	1998	1319	\$ 84.91
3/16/2017	Sunvista Dr Avon, IN 46123	IN	\$ 130,000.00	2010	1380	\$ 94.20
3/20/2017	Brandenburg Dr Indianapolis, IN 46239	IN	\$ 149,900.00	2005	2842	\$ 52.74
3/20/2017	N Elizabeth St Indianapolis, IN 46219	IN	\$ 89,900.00	1945	912	\$ 98.57
3/31/2017	Poppy Ln Indianapolis, IN 46231	IN	\$ 99,000.00	2002	1264	\$ 78.32
3/31/2017	Orchid Bloom Ln Indianapolis, IN 46231	IN	\$ 118,000.00	2003	2108	\$ 55.98
4/5/2017	Buttercup Way Indianapolis, IN 46254	IN	\$ 100,000.00	1989	1041	\$ 96.06
4/20/2017	Firecrest Ln Camby, IN 46113	IN	\$ 118,000.00	2014	1370	\$ 86.13
4/20/2017	Park North Bend Indianapolis, IN 46260	IN	\$ 110,000.00	1988	972	\$ 113.17
4/26/2017	Kinross Dr Avon, IN 46123	IN	\$ 136,000.00	1999	1267	\$ 107.34
4/26/2017	Windchime Ct Indianapolis, IN 46235	IN	\$ 113,000.00	2007	1402	\$ 80.60
5/1/2017	E 14th St Indianapolis, IN 46219	IN	\$ 79,900.00	1910	880	\$ 90.80
5/5/2017	W 65th Pl Indianapolis, IN 46268	IN	\$ 160,000.00	2017	1391	\$ 115.03
6/5/2017	Yorktown Ln Avon, IN 46123	IN	\$ 159,000.00	1997	2040	\$ 77.94
6/14/2017	Orchard Valley Way Indianapolis, IN 46235	IN	\$ 107,000.00	2006	1436	\$ 74.51
7/6/2017	Copenhaver Dr Indianapolis, IN 46228	IN	\$ 112,000.00	1965	1400	\$ 80.00
7/7/2017	Park North Way Indianapolis, IN 46260	IN	\$ 134,000.00	1988	1649	\$ 81.26
7/20/2017	Park Place Ct Avon, IN 46123	IN	\$ 135,000.00	1997	1816	\$ 74.34
7/20/2017	Epperson Dr Indianapolis, IN 46221	IN	\$ 95,000.00	1980	984	\$ 96.54
7/27/2017	Deer Creek Pl Indianapolis, IN 46254	IN	\$ 162,900.00	1989	2206	\$ 73.84
8/28/2017	Pommel Ct Indianapolis, IN 46203	IN	\$ 145,395.00	2017	1412	\$ 102.97
9/6/2017	Gazebo Dr Indianapolis, IN 46227	IN	\$ 128,000.00	2001	2030	\$ 63.05
9/21/2017	Amber Glow Ln Indianapolis, IN 46229	IN	\$ 125,000.00	1999	1460	\$ 85.62
9/26/2017	E Welland St Indianapolis, IN 46229	IN	\$ 79,000.00	1972	1516	\$ 52.11
10/2/2017	Cossell Dr Indianapolis, IN 46224	IN	\$ 89,000.00	1952	1075	\$ 82.79
10/9/2017	Tahoe Dr Indianapolis, IN 46235	IN	\$ 130,000.00	2017	1526	\$ 85.19
10/17/2017	Gates Corner Dr Camby, IN 46113	IN	\$ 147,000.00	2011	2112	\$ 69.60
10/17/2017	Chiltern Dr Indianapolis, IN 46268	IN	\$ 115,000.00	1977	1299	\$ 88.53
10/19/2017	Capsella Ln Indianapolis, IN 46203	IN	\$ 110,500.00	2002	1250	\$ 88.40
10/19/2017	John Glenn Ct Indianapolis, IN 46229	IN	\$ 82,000.00	1962	994	\$ 82.49
10/27/2017	Lassen Ln Indianapolis, IN 46235	IN	\$ 130,000.00	2017	1406	\$ 92.46
11/10/2017	Zephyr Dr Indianapolis, IN 46217	IN	\$ 93,500.00	1986	1064	\$ 87.88
11/22/2017	Crooked Meadows Dr Indianapolis, IN 46268	IN	\$ 123,000.00	2001	1252	\$ 98.24
11/22/2017	Wildcat Dr #8G Indianapolis, IN 46203	IN	\$ 89,000.00	1999	1368	\$ 65.06
10/12/1954	Oak Haven Dr Salisbury, NC 28146	NC	\$ 180,440.00	2017	1735	\$ 104.00
4/21/2017	Village Creek Way Salisbury, NC 28147	NC	\$ 144,900.00	2017	1600	\$ 90.56
5/1/2017	Oak Haven Dr Salisbury, NC 28146	NC	\$ 180,440.00	2017	1735	\$ 104.00
5/18/2017	Village Creek Way Salisbury, NC 28147	NC	\$ 144,900.00	2017	1600	\$ 90.56
5/18/2017	Oak Haven Dr Salisbury, NC 28146	NC	\$ 180,440.00	2017	1735	\$ 104.00
8/15/2017	Oak Haven Dr Salisbury, NC 28146	NC	\$ 180,440.00	2017	1735	\$ 104.00
8/15/2017	Oak Haven Dr Salisbury, NC 28147	NC	\$ 180,440.00	2017	1735	\$ 104.00
9/13/2017	Village Creek Way Salisbury, NC 28147	NC	\$ 144,900.00	2017	1600	\$ 90.56
9/27/2017	Oak Haven Dr Salisbury, NC 28146	NC	\$ 180,440.00	2017	1735	\$ 104.00
9/28/2017	Village Creek Way Salisbury, NC 28147	NC	\$ 144,900.00	2017	1600	\$ 90.56
9/2/2016	Ross Creek Memphis, TN 38141	TN	\$ 145,000.00	1990	1896	\$ 76.48
9/22/2016	Phillipson Way Memphis, TN 38125	TN	\$ 225,000.00	1999	2985	\$ 75.38

9/26/2016	Old Brownsville Rd Bartlett, TN 38002	TN	\$ 210,000.00	2003	2243	\$ 93.62
10/14/2016	Gilford Dr Memphis, TN 38141	TN	\$ 145,000.00	1977	2254	\$ 64.33
10/17/2016	Grand Pines Dr Memphis, TN 38125	TN	\$ 175,000.00	2000	2225	\$ 78.65
10/20/2016	Wildflower Ln Memphis, TN 38125	TN	\$ 180,000.00	1987	2804	\$ 64.19
11/17/2016	Shadow Cv Arlington, TN 38002	TN	\$ 190,000.00	2007	2012	\$ 94.43
11/18/2016	Regency Oaks Dr Bartlett, TN 38135	TN	\$ 195,000.00	1987	2319	\$ 84.09
11/22/2016	Creek Mist Cv Memphis, TN 38141	TN	\$ 112,500.00	1980	1499	\$ 75.05
12/15/2016	Sea Horse Dr Memphis, TN 38141	TN	\$ 130,000.00	1994	1552	\$ 83.76
1/5/2017	Willow Way Cv Memphis, TN 38141	TN	\$ 127,500.00	1986	1750	\$ 72.86
1/5/2017	Millus Cv Arlington, TN 38002	TN	\$ 235,000.00	2004	2900	\$ 81.03
1/6/2017	Fawn Valley Cv Memphis, TN 38125	TN	\$ 180,000.00	1985	2500	\$ 72.00
1/9/2017	Southern Ave Memphis, TN 38111	TN	\$ 145,000.00	1987	1339	\$ 108.29
1/12/2017	Germanshire Ln Memphis, TN 38125	TN	\$ 155,000.00	1986	2542	\$ 60.98
1/12/2017	Old Forest Rd Memphis, TN 38125	TN	\$ 185,000.00	1987	2872	\$ 64.42
1/19/2017	Naragansett Cv Memphis, TN 38125	TN	\$ 145,000.00	1985	1803	\$ 80.42
2/2/2017	Snyder Rd Memphis, TN 38125	TN	\$ 135,000.00	1983	1735	\$ 77.81
2/2/2017	Green Heron Ln Memphis, TN 38018	TN	\$ 225,000.00	2000	3260	\$ 69.02
2/9/2017	S Beringer Cv Memphis, TN 38018	TN	\$ 165,000.00	2001	1983	\$ 83.21
2/15/2017	Summer Wind Ln Arlington, TN 38002	TN	\$ 230,000.00	1999	2583	\$ 89.04
2/28/2017	Far Dr Memphis, TN 38016	TN	\$ 175,000.00	2003	1834	\$ 95.42
3/9/2017	Delgate Cv Memphis, TN 38125	TN	\$ 160,000.00	1985	2627	\$ 60.91
3/9/2017	Stable Run Cv Memphis, TN 38016	TN	\$ 240,000.00	2005	3831	\$ 62.65
3/16/2017	Kennet Ct Memphis, TN 38141	TN	\$ 115,000.00	1989	1421	\$ 80.93
3/23/2017	Herring Cv Memphis, TN 38018	TN	\$ 155,000.00	1994	1672	\$ 92.70
3/31/2017	Cornelia Ln Memphis, TN 38117	TN	\$ 120,000.00	1956	1560	\$ 76.92
3/31/2017	Glenchase Dr Bartlett, TN 38135	TN	\$ 220,000.00	1996	2665	\$ 82.55
4/6/2017	Sawyer Lake Drive Arlington, TN 38002	TN	\$ 225,000.00	2004	2592	\$ 86.81
4/6/2017	Palgrave Ln Memphis, TN 38125	TN	\$ 127,500.00	1977	1536	\$ 83.01
4/10/2017	Lee Side Cv Memphis, TN 38016	TN	\$ 165,000.00	2003	1690	\$ 97.63
4/12/2017	Kenbridge Dr Bartlett, TN 38134	TN	\$ 162,500.00	1989	1950	\$ 83.33
4/18/2017	Sandy Stone Ln Memphis, TN 38016	TN	\$ 160,000.00	1996	1771	\$ 90.34
4/18/2017	Cornelia Ln Memphis, TN 38117	TN	\$ 116,000.00	1961	1483	\$ 78.22
4/18/2017	Windy Willow Cv Memphis, TN 38125	TN	\$ 165,000.00	2005	2129	\$ 77.50
4/18/2017	Guillory St Bartlett, TN 38134	TN	\$ 175,000.00	1986	2428	\$ 72.08
4/19/2017	Tutwiler Ave Memphis, TN 38107	TN	\$ 190,000.00	1925	1524	\$ 124.67
4/21/2017	Ross Manor Dr Memphis, TN 38141	TN	\$ 132,500.00	1996	1336	\$ 99.18
4/21/2017	Freehold Dr Memphis, TN 38125	TN	\$ 175,000.00	2012	2348	\$ 74.53
4/21/2017	Sycamore Hill Dr Bartlett, TN 38135	TN	\$ 142,500.00	1976	1434	\$ 99.37
5/22/2017	Hollorn Ln Memphis, TN 38125	TN	\$ 142,500.00	1978	2099	\$ 67.89
5/26/2017	Misty Bay Dr Memphis, TN 38002	TN	\$ 126,000.00	2001	1505	\$ 83.72
5/31/2017	Loeb St Memphis, TN 38111	TN	\$ 160,000.00	1945	1427	\$ 112.12
5/31/2017	Cameron Ridge Trl Cordova, TN 38016	TN	\$ 125,000.00	2000	1250	\$ 100.00
6/2/2017	Chastain Pl Cordova, TN 38018	TN	\$ 160,000.00	2006	2005	\$ 79.80
6/5/2017	Water Fowl Ln Memphis, TN 38141	TN	\$ 122,500.00	1987	1379	\$ 88.83
6/8/2017	Fulton Ln Memphis, TN 38016	TN	\$ 147,500.00	2002	1478	\$ 99.80
6/8/2017	Oakden Cv Memphis, TN 38125	TN	\$ 175,000.00	2011	1348	\$ 129.82
6/12/2017	Naragansett Cv Memphis, TN 38125	TN	\$ 145,000.00	1985	1682	\$ 86.21
6/15/2017	Boothbay Cv Memphis, TN 38141	TN	\$ 145,000.00	1983	1654	\$ 87.67
6/22/2017	Shallowhill Dr Bartlett, TN 38135	TN	\$ 150,000.00	1978	1560	\$ 96.15
6/29/2017	Sea Horse Dr Memphis, TN 38141	TN	\$ 167,500.00	1995	1872	\$ 89.48
7/12/2017	Whistler Dr Memphis, TN 38018	TN	\$ 180,000.00	2005	2206	\$ 81.60
7/14/2017	Dulwich Rd Memphis, TN 38016	TN	\$ 187,500.00	1986	2524	\$ 74.29
7/18/2017	Delvan Cv Lakeland, TN 38002	TN	\$ 190,000.00	1984	1910	\$ 99.48
7/20/2017	Lake Springs Ln Cordova, TN 38016	TN	\$ 165,000.00	1995	2030	\$ 81.28
7/27/2017	Windy Willow Rd Memphis, TN 38125	TN	\$ 125,000.00	2001	1475	\$ 84.75
7/28/2017	Autumn Forrest Dr Memphis, TN 38125	TN	\$ 182,500.00	1987	2147	\$ 85.00
8/10/2017	Hummingbird Ln Memphis, TN 38117	TN	\$ 260,000.00	1954	3012	\$ 86.32
8/17/2017	Old Village Ln Memphis, TN 38125	TN	\$ 136,000.00	1980	2221	\$ 61.23
8/31/2017	Lanthorn Dr Memphis, TN 38016	TN	\$ 175,000.00	1983	2150	\$ 81.40
9/7/2017	Bronze Cv Memphis, TN 38125	TN	\$ 180,000.00	1997	2007	\$ 89.69
9/8/2017	Bristol Meadow Ln Memphis, TN 38125	TN	\$ 205,000.00	2007	2343	\$ 87.49
9/14/2017	Hickory Bark Dr Memphis, TN 38141	TN	\$ 140,000.00	1981	1949	\$ 71.83
9/14/2017	Tunsberg Cv Memphis, TN 38016	TN	\$ 190,000.00	1999	2276	\$ 83.48

9/19/2017	Tahiti Ln Memphis, TN 38117	TN	\$ 115,000.00	1955	1352	\$ 85.06
10/6/2017	Branley Oak Dr Memphis, TN 38016	TN	\$ 175,000.00	2009	2674	\$ 65.45
10/19/2017	Kings Trail Dr Cordova, TN 38016	TN	\$ 192,500.00	1990	2525	\$ 76.24
10/19/2017	Appling Crest Dr Memphis, TN 38133	TN	\$ 140,000.00	1991	1445	\$ 96.89
10/20/2017	Fairwind Cv Memphis, TN 38125	TN	\$ 195,000.00	1992	2763	\$ 70.58
10/26/2017	Locust Grove Dr Memphis, TN 38016	TN	\$ 190,000.00	1988	3297	\$ 57.63
10/30/2017	Shady Elm Dr Cordova, TN 38018	TN	\$ 164,900.00	2005	1844	\$ 89.43
11/8/2017	Whistler Valley Dr Cordova, TN 38018	TN	\$ 135,000.00	2009	1289	\$ 104.73

MLS		Count:		8		
8/1/2016	W Julie Dr Tempe, AZ 85283	AZ	\$ 259,900.00			
12/22/2016	Dudley N Dr Indianapolis, IN 46237	IN	\$ 97,000.00			
12/22/2016	E 16th Pl Indianapolis, IN 46219	IN	\$ 85,000.00			
12/22/2016	Central Ave Indianapolis, IN 46205	IN	\$ 375,000.00			
3/16/2017	Emory Ln Indianapolis, IN 46241	IN	\$ 129,000.00			
5/17/2017	Country Ridge Ln Indianapolis, IN 46234	IN	\$ 95,000.00			
10/31/2016	Mountain View Dr Nashville, TN 37215	TN	\$ 600,000.00			
6/9/2017	Anise Tree Dr Cordova, TN 38018	TN	\$ 160,000.00			

Rejected		Count:		31		
2/18/2017	Oak Preserve Dr Winter Haven, FL 33880	FL	\$ 154,000.00			
4/22/2017	Eagle Point Blvd Auburndale, FL 33823	FL	\$ 145,000.00			
4/24/2017	Michelle St Winter Haven, FL 33881	FL	\$ 179,990.00			
4/24/2017	Red Herring Dr Winter Haven, FL 33881	FL	\$ 179,990.00			
4/26/2017	Peace Ct Kissimmee, FL 34759	FL	\$ 158,500.00			
4/26/2017	Rebecca Dr NE Winter Haven, FL 33881	FL	\$ 132,500.00			
5/2/2017	Summit Dr Winter Haven, FL 33884	FL	\$ 159,900.00			
5/5/2017	Columbia Ct Poinciana, FL 34759	FL	\$ 145,000.00			
5/23/2017	Wallace Manor Ln Winter Haven, FL 33880	FL	\$ 161,500.00			
6/4/2017	Erie Ct Poinciana, FL 34759	FL	\$ 144,000.00			
7/13/2017	Cody Caleb Dr Winter Haven, FL 33884	FL	\$ 169,000.00			
10/22/2017	Herring Lane Poinciana, FL 34759	FL	\$ 132,000.00			
11/18/2016	Cedar Lake Dr Indianapolis, IN 46254	IN	\$ 95,000.00			
12/9/2016	Brobeck Ct Indianapolis, IN 46254	IN	\$ 100,000.00			
2/15/2017	Tybalt Cir Indianapolis, IN 46254	IN	\$ 105,000.00			
5/10/2017	Shenandoah Dr Indianapolis, IN 46229	IN	\$ 109,000.00			
5/25/2017	Rhinehart Ave Indianapolis, IN 46241	IN	\$ 79,900.00			
6/28/2017	Azalea Dr Indianapolis, IN 46214	IN	\$ 132,000.00			
7/7/2017	Manhattan Ave Indianapolis, IN 46241	IN	\$ 71,500.00			
8/22/2017	Pleasant Creek Dr Indianapolis, IN 46227	IN	\$ 105,900.00			
8/22/2017	Rosefinch Cir Indianapolis, IN 46228	IN	\$ 129,000.00			
8/24/2017	E Thompson Rd Indianapolis, IN 46227	IN	\$ 99,900.00			
9/15/2017	Cedar Bluff Dr Indianapolis, IN 46214	IN	\$ 104,000.00			
10/2/2017	Pike Creek Ln Indianapolis, IN 46254	IN	\$ 137,000.00			
10/2/2017	Amber Creek Ln #309 Indianapolis, IN 46237	IN	\$ 85,000.00			
11/9/2017	Candy Apple Ct Indianapolis, IN 46235	IN	\$ 130,000.00			
4/17/2017	Parkbrook Ln Cordova, TN 38018	TN	\$ 125,000.00			
4/24/2017	Creekwood Ln Lakeland, TN 38002	TN	\$ 220,000.00			
7/13/2017	Preserve Woods Ln Arlington, TN 38002	TN	\$ 250,000.00			
TBD	Bending Elm Cv Memphis, TN 38016	TN	\$ 160,000.00			
TBD	S Prescott St Memphis, TN 38111	TN	\$ -			



**Appendix B
Leasing Data**

Count: 199

PROPERTY ADDRESS	CITY	STATE	PMC	OCCUPANCY STATUS	TARGET RENT	CONTRACT RENT	MARKETING START DATE	LEASE DATE	TIME TO LEASE*
Cypress Ridge Lp	Lake Alfred	FL	Citravest	Occupied	\$1,350.00	\$1,349.00	12/06/2016	01/06/2017	31.00
Manatee Ct	Poinciana	FL	Citravest	Occupied	\$1,175.00	\$1,195.00	12/20/2016	01/09/2017	20.00
Herring Ct	Poinciana	FL	Citravest	Occupied	\$1,275.00	\$1,250.00	12/20/2016	01/10/2017	21.00
Lake Cummings Blvd	Lake Alfred	FL	Citravest	Occupied	\$1,365.00	\$1,349.00	12/09/2016	01/11/2017	33.00
Driftwood Dr	Winter Haven	FL	Citravest	Occupied	\$1,295.00	\$1,295.00	12/19/2016	01/17/2017	29.00
Lancelot Dr	Lake Wales	FL	Citravest	Occupied	\$1,325.00	\$1,365.00	01/02/2017	01/20/2017	18.00
Delancey Dr	Davenport	FL	Citravest	Occupied	\$1,350.00	\$1,350.00	12/28/2016	01/26/2017	29.00
Windridge Dr	Winter Haven	FL	Citravest	Occupied	\$1,295.00	\$1,295.00	12/26/2016	01/26/2017	31.00
Turnstone Ln	Winter Haven	FL	Citravest	Occupied	\$1,350.00	\$1,375.00	12/24/2016	01/30/2017	37.00
Sophia Blvd	Winter Haven	FL	Citravest	Occupied	\$1,350.00	\$1,350.00	01/12/2017	02/07/2017	26.00
Michelle St	Winter Haven	FL	Citravest	Occupied	\$1,350.00	\$1,350.00	01/10/2017	02/08/2017	29.00
Cloverdale Road	Winter Haven	FL	Citravest	Occupied	\$1,350.00	\$1,350.00	01/28/2017	02/09/2017	12.00
Kings Pond Avenue	Winter Haven	FL	Citravest	Occupied	\$1,195.00	\$1,195.00	01/31/2017	02/11/2017	11.00
Kings Pond Ave	Winter Haven	FL	Citravest	Occupied	\$1,195.00	\$1,225.00	01/28/2017	02/13/2017	16.00
Eloise Ct	Kissimmee	FL	Citravest	Occupied	\$1,200.00	\$1,275.00	02/09/2017	02/16/2017	7.00
Dinner Lake Drive	Lake Wales	FL	Citravest	Occupied	\$1,350.00	\$1,350.00	02/03/2017	02/16/2017	13.00
Halifax Dr	Kissimmee	FL	Citravest	Occupied	\$1,195.00	\$1,265.00	02/14/2017	02/22/2017	8.00
Summit Drive	Winter Haven	FL	Citravest	Occupied	\$1,295.00	\$1,325.00	01/26/2017	02/23/2017	28.00
Lakeview Ct	Poinciana	FL	Citravest	Occupied	\$1,195.00	\$1,250.00	02/17/2017	02/28/2017	11.00
Cody Caleb Drive	Winter Haven	FL	Citravest	Occupied	\$1,295.00	\$1,350.00	03/16/2017	03/21/2017	5.00
Sawfish Dr, Nbrhd 4 Vill 7 lot 9	Poinciana	FL	Citravest	Occupied	\$1,275.00	\$1,325.00	03/27/2017	03/31/2017	4.00
Van Gogh Drive	Auburndale	FL	Citravest	Occupied	\$1,350.00	\$1,365.00	03/16/2017	03/31/2017	15.00
Bluff Loop	Dundee	FL	Citravest	Occupied	\$1,350.00	\$1,375.00	04/04/2017	04/05/2017	1.00
Wallace Manor Pass	Winter Haven	FL	Citravest	Occupied	\$1,300.00	\$1,350.00	03/16/2017	04/07/2017	22.00
Robin Ln	Winter Haven	FL	Citravest	Occupied	\$1,200.00	\$1,350.00	04/06/2017	04/13/2017	7.00
Reflections Loop E	Winter Haven	FL	Citravest	Occupied	\$1,300.00	\$1,440.00	04/14/2017	04/19/2017	5.00
Lynrock Ave	Dundee	FL	Citravest	Occupied	\$1,375.00	\$1,375.00	04/17/2017	04/26/2017	9.00
Imperial Drive	Winter Haven	FL	Citravest	Occupied	\$1,200.00	\$1,200.00	04/04/2017	04/26/2017	22.00
Cody Caleb Dr	Winter Haven	FL	Citravest	Occupied	\$1,450.00	\$1,575.00	04/25/2017	05/01/2017	6.00
Suffragette Circle	Haines City	FL	Citravest	Occupied	\$1,395.00	\$1,475.00	04/17/2017	05/01/2017	14.00
Cloverdale Rd	Winter Haven	FL	Citravest	Occupied	\$1,325.00	\$1,350.00	04/27/2017	05/10/2017	13.00
Lancelot Drive	Lake Wells	FL	Citravest	Occupied	\$1,350.00	\$1,375.00	05/02/2017	05/12/2017	10.00
Queens Cove Blvd	Winter Haven	FL	Citravest	Occupied	\$1,200.00	\$1,295.00	04/23/2017	05/12/2017	19.00
Mandolin Loop	Winter Haven	FL	Citravest	Occupied	\$1,275.00	\$1,325.00	05/15/2017	06/03/2017	19.00
Sophia BLVD (Lot 16)	Winter Haven	FL	Citravest	Occupied	\$1,425.00	\$1,425.00	05/12/2017	06/03/2017	22.00
Summit Place	Winter Haven	FL	Citravest	Occupied	\$1,395.00	\$1,395.00	06/01/2017	06/04/2017	3.00
Robin Ln	Winter Haven	FL	Citravest	Occupied	\$1,395.00	\$1,450.00	05/26/2017	06/12/2017	17.00
Danube Dr	Poinciana	FL	Citravest	Occupied	\$1,265.00	\$1,275.00	06/15/2017	06/15/2017	0.00
Majestic Gardens	Winter Haven	FL	Citravest	Occupied	\$1,395.00	\$1,450.00	06/10/2017	06/16/2017	6.00
Roberta Dr	Winter Haven	FL	Citravest	Occupied	\$1,400.00	\$1,425.00	06/02/2017	06/23/2017	21.00
Whispering Trails BLVD	Winter Haven	FL	Citravest	Occupied	\$1,295.00	\$1,325.00	06/15/2017	06/24/2017	9.00
Lake Eloise Pointe Boulevard	Winter Haven	FL	Citravest	Occupied	\$1,325.00	\$1,325.00	06/01/2017	07/09/2017	38.00
Reid Ave	Winter Haven	FL	Citravest	Occupied	\$1,425.00	\$1,425.00	06/19/2017	07/12/2017	23.00
Whispering Trails Dr	Winter Haven	FL	Citravest	Occupied	\$1,200.00	\$1,249.00	05/14/2017	07/17/2017	64.00
Lynrock Ave	Dundee	FL	Citravest	Occupied	\$1,395.00	\$1,450.00	07/10/2017	07/19/2017	9.00
Warbler Drive	Winter Haven	FL	Citravest	Occupied	\$1,300.00	\$1,475.00	07/16/2017	07/22/2017	6.00
Lake Eloise Pointe BLVD	Winter Haven	FL	Citravest	Occupied	\$1,225.00	\$1,249.00	06/03/2017	07/22/2017	49.00
Overlook Grove Dr	Winter Haven	FL	Citravest	Occupied	\$1,275.00	\$1,325.00	07/01/2017	07/24/2017	23.00
Van Allen Loop	Auburndale	FL	Citravest	Occupied	\$1,425.00	\$1,450.00	07/18/2017	07/26/2017	8.00
Forest Ridge Way	Winter Haven	FL	Citravest	Occupied	\$1,450.00	\$1,450.00	07/16/2017	07/26/2017	10.00
Oak Crossing BLVD	Auburndale	FL	Citravest	Occupied	\$1,375.00	\$1,395.00	07/16/2017	07/28/2017	12.00
Summit Dr	Winter Haven	FL	Citravest	Occupied	\$1,375.00	\$1,375.00	08/03/2017	07/31/2017	-3.00

Grey Heron Dr	Winter Haven	FL	Citravest	Occupied	\$1,495.00	\$1,495.00	08/06/2017	08/10/2017	4.00
Highland Crest Circle	Lake Wales	FL	Citravest	Occupied	\$1,350.00	\$1,375.00	07/25/2017	08/22/2017	28.00
Wallace Manor Blvd	Winter Haven	FL	Citravest	Occupied	\$1,350.00	\$1,350.00	08/24/2017	08/24/2017	0.00
Wallace Manor Loop	Winter Haven	FL	Citravest	Occupied	\$1,375.00	\$1,375.00	08/04/2017	08/24/2017	20.00
Marci Drive	Lake Wales	FL	Citravest	Occupied	\$1,450.00	\$1,475.00	08/21/2017	08/25/2017	4.00
Kingfish Drive	Poinciana	FL	Citravest	Occupied	\$1,295.00	\$1,295.00	08/05/2017	08/25/2017	20.00
Snook Way	Poinciana	FL	Citravest	Occupied	\$1,325.00	\$1,295.00	08/29/2017	09/01/2017	3.00
Cumberland	Kissimmee	FL	Citravest	Occupied	\$1,225.00	\$1,200.00	09/25/2017	09/25/2017	0.00
Grey Heron Blvd	Winter Haven	FL	Citravest	Occupied	\$1,495.00	\$1,495.00	09/20/2017	09/25/2017	5.00
Queens Cove Blvd	Winter Haven	FL	Citravest	Occupied	\$1,325.00	\$1,375.00	09/04/2017	09/25/2017	21.00
Lancelot Drive	Lake Wales	FL	Citravest	Occupied	\$1,365.00	\$1,395.00	08/30/2017	09/25/2017	26.00
Kings Pond Ave	Winter Haven	FL	Citravest	Occupied	\$1,200.00	\$1,250.00	09/05/2017	10/01/2017	26.00
Lake Cummings Blvd	Lake Alfred	FL	Citravest	Occupied	\$1,575.00	\$1,575.00	09/05/2017	10/02/2017	27.00
Wallace Manor Loop	Winter Haven	FL	Citravest	Occupied	\$1,350.00	\$1,350.00	08/21/2017	10/02/2017	42.00
Michelle St	Winter Haven	FL	Citravest	Occupied	\$1,450.00	\$1,465.00	09/30/2017	10/03/2017	3.00
Sunset Pointe Drive	Lake Wales	FL	Citravest	Occupied	\$1,395.00	\$1,395.00	08/01/2017	10/04/2017	64.00
Summerfield Circle	Winter Haven	FL	Citravest	Occupied	\$1,365.00	\$1,349.00	06/20/2017	10/06/2017	108.00
Lancelot Dr	Lake Wales	FL	Citravest	Occupied	\$1,395.00	\$1,395.00	08/21/2017	10/13/2017	53.00
Michelle St	Winter Haven	FL	Citravest	Occupied	\$1,475.00	\$1,475.00	10/01/2017	10/16/2017	15.00
Michelle St	Winter Haven	FL	Citravest	Occupied	\$1,450.00	\$1,475.00	10/03/2017	10/30/2017	27.00
Sophia Blvd	Winter Haven	FL	Citravest	Occupied	\$1,465.00	\$1,465.00	10/01/2017	10/30/2017	29.00
Argyle Gate Loop Road	Dundee	FL	Citravest	Occupied	\$1,375.00	\$1,375.00	09/30/2017	10/31/2017	31.00
Reid Ave	Winter Haven	FL	Citravest	Occupied	\$1,450.00	\$1,460.00	09/25/2017	10/31/2017	36.00
Wahneta Ct	Poinciana	FL	Citravest	Occupied	\$1,325.00	\$1,325.00	10/30/2017	11/06/2017	7.00
Grey Heron Dr	Winter Haven	FL	Citravest	Occupied	\$1,450.00	\$1,450.00	10/04/2017	11/16/2017	43.00
Forest Ridge Dr	Winter Haven	FL	Citravest	Occupied	\$1,450.00	\$1,450.00	11/20/2017	11/28/2017	8.00
Muirfield Village Street	Winter Haven	FL	Citravest	Occupied	\$1,475.00	\$1,475.00	10/05/2017	11/28/2017	54.00
Michelle St	Winter Haven	FL	Citravest	Occupied	\$1,475.00	\$1,475.00	11/16/2017	12/06/2017	20.00
Barrington Drive	Haines City	FL	Citravest	Occupied	\$1,550.00	\$1,500.00	12/06/2017	12/06/2017	0.00
Brenton Manor Drive	Winter Haven	FL	Citravest	Occupied	\$1,375.00	\$1,395.00	11/16/2017	12/13/2017	27.00
Sabal Bend Drive NE	Winter Haven	FL	Citravest	Occupied	\$1,295.00	\$1,295.00	11/06/2017	12/20/2017	44.00
Emily Dr	Winter Haven	FL	Citravest	Occupied	\$1,375.00	\$1,375.00	10/31/2017	12/28/2017	58.00
Keystone Lakes Way	Indianapolis	IN	ES	Occupied	\$1,050.00	\$1,050.00	10/21/2016	01/16/2017	87.00
Arapahoe Dr	Indianapolis	IN	ES	Occupied	\$1,000.00	\$1,075.00	01/25/2017	02/05/2017	11.00
Kingsboro Ct	Indianapolis	IN	ES	Occupied	\$975.00	\$1,000.00	02/07/2017	02/16/2017	9.00
Sterling Apple Dr	Indianapolis	IN	ES	Occupied	\$1,250.00	\$1,250.00	01/29/2017	02/26/2017	28.00
Southwest Dr	Indianapolis	IN	ES	Occupied	\$950.00	\$950.00	02/17/2017	03/08/2017	19.00
S Biltmore Ave	Indianapolis	IN	ES	Occupied	\$850.00	\$850.00	04/14/2017	04/20/2017	6.00
Buick Dr	Indianapolis	IN	ES	Occupied	\$1,075.00	\$1,075.00	04/29/2017	05/04/2017	5.00
Sunvista Dr	Avon	IN	ES	Occupied	\$1,275.00	\$1,275.00	04/29/2017	05/05/2017	6.00
Brandenburg Dr	Indianapolis	IN	ES	Occupied	\$1,400.00	\$1,400.00	04/27/2017	05/05/2017	8.00
Kinross Dr	Avon	IN	ES	Occupied	\$1,300.00	\$1,300.00	05/13/2017	05/21/2017	8.00
Bonn Dr	Indianapolis	IN	ES	Occupied	\$1,050.00	\$1,100.00	05/19/2017	05/25/2017	6.00
Yorktown Lane	Indianapolis	IN	ES	Occupied	\$1,450.00	\$1,450.00	06/21/2017	06/27/2017	6.00
E 14th Street	Indianapolis	IN	ES	Occupied	\$850.00	\$850.00	06/15/2017	07/07/2017	22.00
Orchid Bloom Ln	Indianapolis	IN	ES	Occupied	\$1,200.00	\$1,200.00	05/19/2017	07/11/2017	53.00
W 65th Place	Indianapolis	IN	ES	Occupied	\$1,450.00	\$1,350.00	08/30/2017	09/16/2017	17.00
Deer Creek Place	Indianapolis	IN	ES	Occupied	\$1,450.00	\$1,450.00	09/21/2017	09/30/2017	9.00
Amber Glow Ln	Indianapolis	IN	ES	Occupied	\$1,150.00	\$1,150.00	10/17/2017	11/09/2017	23.00
Park Place Ct	Avon	IN	ES	Occupied	\$1,295.00	\$1,295.00	09/22/2017	11/13/2017	52.00
E Welland St	Indianapolis	IN	ES	Occupied	\$950.00	\$950.00	10/17/2017	11/25/2017	39.00
Capsella LN	Indianapolis	IN	ES	Occupied	\$1,100.00	\$1,100.00	12/07/2017	12/08/2017	1.00
Cossell Dr	Indianapolis	IN	ES	Occupied	\$925.00	\$925.00	11/19/2017	12/08/2017	19.00
Village Creek Way	Salisbury	NC	MW Properties	Occupied	\$1,200.00	\$1,150.00	09/25/2017	10/09/2017	14.00
Village Creek Way	Salisbury	NC	MW Properties	Occupied	\$1,200.00	\$1,195.00	09/25/2017	11/28/2017	64.00
Village Creek Way	Salisbury	NC	MW Properties	Occupied	\$1,200.00	\$1,195.00	09/25/2017	12/14/2017	80.00
Village Creek Way	Salisbury	NC	MW Properties	Occupied	\$1,200.00	\$1,195.00	09/25/2017	12/22/2017	88.00
Forest Breeze Dr	Memphis	TN	River City	Occupied	\$1,550.00	\$1,550.00	12/06/2016	01/05/2017	30.00
Shadow Cv	Arlington	TN	River City	Occupied	\$1,650.00	\$1,650.00	12/14/2016	01/09/2017	26.00
S. Mineral Crest Circle	Memphis	TN	River City	Occupied	\$1,500.00	\$1,395.00	09/23/2016	01/11/2017	110.00
Grand Pines Dr	Memphis	TN	River City	Occupied	\$1,500.00	\$1,495.00	12/14/2016	01/14/2017	31.00
Gilford Dr	Memphis	TN	River City	Occupied	\$1,295.00	\$1,295.00	11/07/2016	01/19/2017	73.00
Bethay Drive	Memphis	TN	River City	Occupied	\$1,400.00	\$1,450.00	10/31/2016	01/21/2017	82.00
Ross Creek Drive	Memphis	TN	River City	Occupied	\$1,300.00	\$1,395.00	01/12/2017	01/23/2017	11.00
Robins Roost Drive	Bartlett	TN	River City	Occupied	\$1,650.00	\$1,550.00	11/03/2016	02/07/2017	96.00
Old Brownsville Rd	Bartlett	TN	River City	Occupied	\$1,750.00	\$1,750.00	10/28/2016	02/07/2017	102.00

Fawn Valley Cove	Memphis	TN	River City	Occupied	\$1,600.00	\$1,650.00	01/31/2017	02/08/2017	8.00
Southern Ave	Memphis	TN	River City	Occupied	\$1,400.00	\$1,495.00	01/12/2017	02/21/2017	40.00
Willow Way Cove	Memphis	TN	River City	Occupied	\$1,200.00	\$1,295.00	02/01/2017	02/22/2017	21.00
Creek Mist Cove	Memphis	TN	River City	Occupied	\$1,100.00	\$1,095.00	01/06/2017	02/27/2017	52.00
Sea Horse Drive	Memphis	TN	River City	Occupied	\$1,100.00	\$1,195.00	02/25/2017	03/03/2017	6.00
Snyder Rd	Memphis	TN	River City	Occupied	\$1,300.00	\$1,375.00	03/02/2017	03/11/2017	9.00
Germanshire Ln	Memphis	TN	River City	Occupied	\$1,400.00	\$1,550.00	02/17/2017	03/14/2017	25.00
Millus Cv	Arlington	TN	River City	Occupied	\$1,850.00	\$1,895.00	03/16/2017	03/23/2017	7.00
Summer Wind Ln	Arlington	TN	River City	Occupied	\$1,850.00	\$1,895.00	03/15/2017	03/27/2017	12.00
Regency Oaks Drive	Bartlett	TN	River City	Occupied	\$1,650.00	\$1,675.00	03/22/2017	03/29/2017	7.00
S Beringer Dr	Memphis	TN	River City	Occupied	\$1,375.00	\$1,425.00	03/21/2017	05/01/2017	41.00
Herring Cove	Memphis	TN	River City	Occupied	\$1,450.00	\$1,525.00	04/17/2017	05/02/2017	15.00
Stable Run Cv	Memphis	TN	River City	Occupied	\$1,850.00	\$1,895.00	05/05/2017	05/11/2017	6.00
Cornelia Lane	Memphis	TN	River City	Occupied	\$1,100.00	\$1,150.00	04/24/2017	05/11/2017	17.00
Old Forest Rd	Memphis	TN	River City	Occupied	\$1,550.00	\$1,650.00	05/06/2017	05/16/2017	10.00
Glenchase Drive	Bartlett	TN	River City	Occupied	\$1,800.00	\$1,875.00	05/25/2017	06/02/2017	8.00
Narragansett Cv	Memphis	TN	River City	Occupied	\$1,300.00	\$1,295.00	04/13/2017	06/02/2017	50.00
Sawyer Lake Drive	Bartlett	TN	River City	Occupied	\$1,800.00	\$1,825.00	06/01/2017	06/05/2017	4.00
Far Dr	Memphis	TN	River City	Occupied	\$1,500.00	\$1,545.00	04/24/2017	06/09/2017	46.00
Sandy Stone Ln	Memphis	TN	River City	Occupied	\$1,450.00	\$1,520.00	06/02/2017	06/14/2017	12.00
Tutwiler Avenue	Memphis	TN	River City	Occupied	\$1,900.00	\$1,900.00	04/11/2017	06/19/2017	69.00
Delgate Cove	Memphis	TN	River City	Occupied	\$1,450.00	\$1,550.00	06/16/2017	06/23/2017	7.00
Kenbridge Drive	Bartlett	TN	River City	Occupied	\$1,400.00	\$1,450.00	06/21/2017	07/03/2017	12.00
Misty Bay	Memphis	TN	River City	Occupied	\$1,250.00	\$1,295.00	06/26/2017	07/12/2017	16.00
Fulton Ln	Memphis	TN	River City	Occupied	\$1,350.00	\$1,395.00	06/29/2017	07/17/2017	18.00
Cameron Ridge Trail	Cordova	TN	River City	Occupied	\$1,250.00	\$1,295.00	07/17/2017	07/19/2017	2.00
Ross Manor Drive	Memphis	TN	River City	Occupied	\$1,200.00	\$1,150.00	05/23/2017	07/24/2017	62.00
Cornelia Ln	Memphis	TN	River City	Occupied	\$1,050.00	\$1,050.00	07/24/2017	07/24/2017	0.00
Kennet Court	Memphis	TN	River City	Occupied	\$1,100.00	\$1,100.00	07/27/2017	07/27/2017	0.00
Water Fowl Ln	Memphis	TN	River City	Occupied	\$1,150.00	\$1,150.00	07/29/2017	08/03/2017	5.00
Palgrave Lane	Memphis	TN	River City	Occupied	\$1,150.00	\$1,150.00	06/23/2017	08/04/2017	42.00
Lee Side Cv	Memphis	TN	River City	Occupied	\$1,400.00	\$1,395.00	06/16/2017	08/04/2017	49.00
Guillory Street	Bartlett	TN	River City	Occupied	\$1,550.00	\$1,550.00	06/28/2017	08/05/2017	38.00
Naragansett Cv	Memphis	TN	River City	Occupied	\$1,300.00	\$1,325.00	08/10/2017	08/24/2017	14.00
Whistler Drive	Memphis	TN	River City	Occupied	\$1,500.00	\$1,575.00	08/16/2017	08/25/2017	9.00
Green Heron Lane	Memphis	TN	River City	Occupied	\$1,850.00	\$1,850.00	07/07/2017	08/26/2017	50.00
Windy Willow	Memphis	TN	River City	Occupied	\$1,150.00	\$1,170.00	07/01/2017	08/30/2017	60.00
Hollorn Lane	Memphis	TN	River City	Occupied	\$1,300.00	\$1,295.00	07/13/2017	09/01/2017	50.00
Sycamore Hill Dr	Bartlett	TN	River City	Occupied	\$1,250.00	\$1,275.00	07/29/2017	09/08/2017	41.00
Windy Willow Cove	Memphis	TN	River City	Occupied	\$1,400.00	\$1,375.00	07/31/2017	09/26/2017	57.00
Anise Tree Drive	Cordova	TN	River City	Occupied	\$1,400.00	\$1,375.00	08/03/2017	10/12/2017	70.00
Sea Horse Dr	Memphis	TN	River City	Occupied	\$1,400.00	\$1,395.00	08/28/2017	10/13/2017	46.00
Oakden Lane	Memphis	TN	River City	Occupied	\$1,450.00	\$1,395.00	07/12/2017	10/18/2017	98.00
Shallowhill Drive	Bartlett	TN	River City	Occupied	\$1,300.00	\$1,295.00	09/21/2017	10/19/2017	28.00
Chastain Pl	Cordova	TN	River City	Occupied	\$1,595.00	\$1,390.00	07/21/2017	10/23/2017	94.00
Boothbay Cv	Memphis	TN	River City	Occupied	\$1,300.00	\$1,295.00	09/22/2017	10/30/2017	38.00
Autumn Forrest Drive	Memphis	TN	River City	Occupied	\$1,550.00	\$1,550.00	10/31/2017	11/07/2017	7.00
Loeb St	Memphis	TN	River City	Occupied	\$1,450.00	\$1,395.00	09/11/2017	11/08/2017	58.00
Lanthorn Dr	Memphis	TN	River City	Occupied	\$1,600.00	\$1,595.00	10/16/2017	11/30/2017	45.00
Bobby Jones Rd	Memphis	TN	River City	Occupied	\$1,600.00	\$1,595.00	11/18/2016	12/22/2017	399.00
Branley Oak Dr	Memphis	TN	River City	Occupied	\$1,450.00	\$1,495.00	12/15/2017	12/23/2017	8.00
Lagrange Circle S	Memphis	TN	River City	Occupied	\$1,100.00	\$1,175.00	12/12/2017	12/28/2017	16.00
Delvan Cv	Lakeland	TN	River City	Occupied	\$1,650.00	\$1,650.00	09/14/2017	10/13/2017	29.00
E 46th St	Indianapolis	IN	T&H	Occupied	\$1,125.00	\$1,125.00	01/12/2017	01/12/2017	0.00
N Heatherlea	Indianapolis	IN	T&H	Occupied	\$900.00	\$850.00	10/12/2016	02/02/2017	113.00
Owls Nest Pl	Indianapolis	IN	T&H	Occupied	\$1,075.00	\$1,100.00	01/26/2017	02/05/2017	10.00
Payne Rd	Indianapolis	IN	T&H	Occupied	\$1,295.00	\$1,250.00	12/14/2016	02/08/2017	56.00
Roundwood Dr	Indianapolis	IN	T&H	Occupied	\$1,050.00	\$1,000.00	08/30/2016	02/08/2017	162.00
Canvasback Dr	Indianapolis	IN	T&H	Occupied	\$1,400.00	\$1,400.00	01/10/2017	02/10/2017	31.00
Coatbridge Way	Indianapolis	IN	T&H	Occupied	\$1,050.00	\$995.00	12/15/2016	02/14/2017	61.00
Poplar St	Whiteland	IN	T&H	Occupied	\$1,200.00	\$1,225.00	12/30/2016	02/15/2017	47.00
Weatherwane Ct	Indianapolis	IN	T&H	Occupied	\$1,275.00	\$1,300.00	02/14/2017	02/22/2017	8.00
Greenside Dr	Indianapolis	IN	T&H	Occupied	\$1,350.00	\$1,275.00	01/19/2017	02/22/2017	34.00
Sheehan Pl	Indianapolis	IN	T&H	Occupied	\$1,200.00	\$1,200.00	12/30/2016	02/22/2017	54.00
Birchfield Dr	Indianapolis	IN	T&H	Occupied	\$1,300.00	\$1,275.00	01/11/2017	03/03/2017	51.00
Fullwood Ct	Indianapolis	IN	T&H	Occupied	\$1,000.00	\$1,000.00	02/17/2017	03/09/2017	20.00

Glebe Dr	Indianapolis	IN	T&H	Occupied	\$1,100.00	\$1,125.00	03/17/2017	03/17/2017	0.00
Shingle Oak Ct	Indianapolis	IN	T&H	Occupied	\$1,125.00	\$1,125.00	03/20/2017	03/20/2017	0.00
N Orchard Dr	Indianapolis	IN	T&H	Occupied	\$1,250.00	\$1,225.00	02/20/2017	03/28/2017	36.00
Apple Creek Dr	Indianapolis	IN	T&H	Occupied	\$950.00	\$895.00	11/29/2016	03/31/2017	122.00
Waterfield Pl	Indianapolis	IN	T&H	Occupied	\$1,100.00	\$1,185.00	04/01/2017	04/14/2017	13.00
Gambel Rd	Indianapolis	IN	T&H	Occupied	\$1,125.00	\$1,125.00	03/29/2017	04/17/2017	19.00
Downes Ct	Indianapolis	IN	T&H	Occupied	\$825.00	\$825.00	04/07/2017	04/26/2017	19.00
Meadows Edge LN	Indianapolis	IN	T&H	Occupied	\$1,100.00	\$1,075.00	05/01/2017	05/01/2017	0.00
N Elizabeth St	Indianapolis	IN	T&H	Occupied	\$900.00	\$995.00	05/09/2017	05/20/2017	11.00
Firecrest LN	Camby	IN	T&H	Occupied	\$1,150.00	\$1,100.00	05/09/2017	06/07/2017	29.00
Park North Bend	Indianapolis	IN	T&H	Occupied	\$1,100.00	\$1,125.00	06/11/2017	06/11/2017	0.00
Windchime Ct	Indianapolis	IN	T&H	Occupied	\$1,050.00	\$1,050.00	06/06/2017	06/14/2017	8.00
Buttercup Way	Indianapolis	IN	T&H	Occupied	\$1,000.00	\$1,000.00	07/24/2017	07/24/2017	0.00
Orchard Valley Way	Indianapolis	IN	T&H	Occupied	\$1,100.00	\$1,100.00	07/25/2017	07/25/2017	0.00
Park North Way	Indianapolis	IN	T&H	Occupied	\$1,295.00	\$1,200.00	09/08/2017	09/14/2017	6.00
Copenhaver Dr	Indianapolis	IN	T&H	Occupied	\$1,100.00	\$1,125.00	10/27/2017	11/30/2017	34.00

Appendix C
Cash Flow and Total Out of Pocket Details

COUNT: 237

Property Address	State	Accelerated TOP	Accelerated Cash Flow	Outright TOP	Outright Cash Flow
Winthrop Pl Haines City, FL 33844	FL	\$ 38,320.00	\$ 143.28	\$129,355.00	\$ 654.33
Michelle St Winter Haven, FL 33881	FL	\$ 50,500.00	\$ 232.21	\$171,370.00	\$ 910.75
Madalyn Ct Auburndale, FL 33823	FL	\$ 44,000.00	\$ 287.77	\$158,750.00	\$ 913.75
Lancelot Dr Lake Wales, FL 33853	FL	\$ 44,250.00	\$ 212.31	\$164,355.00	\$ 867.50
Sophia Blvd Winter Haven, FL 33881	FL	\$ 49,150.00	\$ 238.25	\$169,255.00	\$ 912.50
Lakeview Ct Poinciana, FL 34759	FL	\$ 40,250.00	\$ 305.82	\$138,935.00	\$ 844.16
Kings Pond Ave Winter Haven, FL 33880	FL	\$ 39,500.00	\$ 310.32	\$138,950.00	\$ 852.84
Cloverdale Rd Winter Haven, FL 33884	FL	\$ 43,100.00	\$ 260.10	\$160,145.00	\$ 917.17
Kings Pond Ave Winter Haven, FL 33880	FL	\$ 39,550.00	\$ 252.49	\$139,765.00	\$ 815.08
Summit Dr Winter Haven, FL 33884	FL	\$ 43,500.00	\$ 322.26	\$152,130.00	\$ 932.09
Eloise Ct Kissimmee, FL 34759	FL	\$ 39,875.00	\$ 260.93	\$140,472.50	\$ 825.67
Dinner Lake Dr Lake Wales, FL 33859	FL	\$ 46,375.00	\$ 208.77	\$166,862.50	\$ 885.17
Halifax Dr Kissimmee, FL 34758	FL	\$ 39,000.00	\$ 305.05	\$135,390.00	\$ 846.17
Cody Caleb Dr Winter Haven, FL 33884	FL	\$ 47,325.00	\$ 280.35	\$157,867.50	\$ 900.91
Wallace Manor Pass Winter Haven, FL 33880	FL	\$ 45,375.00	\$ 209.35	\$165,862.50	\$ 885.75
Bluff Lp Dundee, FL 33838	FL	\$ 46,000.00	\$ 355.76	\$153,100.00	\$ 957.00
Sawfish Dr Poinciana, FL 34759	FL	\$ 42,795.00	\$ 269.07	\$156,015.00	\$ 904.67
Queens Cove Blvd Winter Haven, FL 33880	FL	\$ 40,000.00	\$ 270.36	\$140,980.00	\$ 837.25
Imperial Dr Winter Haven, FL 33880	FL	\$ 36,500.00	\$ 304.46	\$132,890.00	\$ 845.58
Van Gogh Dr Auburndale, FL 33823	FL	\$ 42,250.00	\$ 253.43	\$164,655.00	\$ 919.16
Lynrock Ave Dundee, FL 33838	FL	\$ 46,425.00	\$ 270.35	\$168,442.50	\$ 955.33
Robin Ln Winter Haven, FL 33884	FL	\$ 38,400.00	\$ 253.03	\$143,010.00	\$ 840.36
Suffragette Cir Haines City, FL 33844	FL	\$ 47,745.00	\$ 218.31	\$176,505.00	\$ 982.23
Danube Dr Poinciana, FL 34759	FL	\$ 41,435.00	\$ 293.34	\$148,535.00	\$ 894.58
Reflections Lp E Winter Haven, FL 33884	FL	\$ 45,500.00	\$ 234.47	\$162,810.00	\$ 905.56
Cody Caleb Dr Winter Haven, FL 33884	FL	\$ 50,650.00	\$ 264.63	\$179,935.00	\$ 990.41
Lancelot Dr Lake Wales, FL 33853	FL	\$ 43,345.00	\$ 282.89	\$158,095.00	\$ 927.08
Roberta Dr Winter Haven, FL 33881	FL	\$ 45,417.70	\$ 222.53	\$183,629.85	\$ 978.33
Cloverdale Rd Winter Haven, FL 33884	FL	\$ 43,445.00	\$ 271.78	\$157,430.00	\$ 911.67
Whispering Trails Dr Winter Haven, FL 33884	FL	\$ 44,750.00	\$ 172.28	\$156,170.00	\$ 795.00
Reid Ave Winter Haven, FL 33881	FL	\$ 48,697.00	\$ 282.43	\$185,129.85	\$ 985.44
Mandolin Lp Winter Haven, FL 33884	FL	\$ 43,750.00	\$ 258.73	\$158,500.00	\$ 902.92
Robin Ln Winter Haven, FL 33884	FL	\$ 46,690.00	\$ 284.73	\$171,880.00	\$ 984.75
Summit Pl Winter Haven, FL 33884	FL	\$ 48,200.00	\$ 279.78	\$172,130.00	\$ 975.50
Sophia Blvd Winter Haven, FL 33881	FL	\$ 49,622.50	\$ 202.74	\$178,462.35	\$ 982.17
Lake Eloise Pointe Blvd Winter Haven, FL 33880	FL	\$ 43,250.00	\$ 287.77	\$158,765.00	\$ 936.25
Lake Eloise Pointe Winter Haven, FL 33880	FL	\$ 42,460.00	\$ 287.72	\$148,585.00	\$ 884.67
Grey Heron Dr Winter Haven, FL 33881	FL	\$ 37,300.00	\$ 116.81	\$177,550.00	\$ 964.67
Majestic Gardens Winter Haven, FL 33880	FL	\$ 47,120.00	\$ 308.96	\$167,990.00	\$ 987.50
Lynrock Ave Dundee, FL 33838	FL	\$ 45,975.00	\$ 301.70	\$168,375.00	\$ 988.84
Overlook Grove Dr Winter Haven, FL 33884	FL	\$ 46,695.00	\$ 248.12	\$167,565.00	\$ 926.67
Whispering Trails Blvd Winter Haven, FL 33884	FL	\$ 42,270.00	\$ 350.54	\$146,692.50	\$ 936.75
Mandolin Lp Winter Haven, FL 33884	FL	\$ 50,745.00	\$ 269.13	\$180,030.00	\$ 994.92
Warbler Dr Winter Haven, FL 33880	FL	\$ 46,000.00	\$ 270.88	\$163,810.00	\$ 932.25
Summerfield Cir Winter Haven, FL 33881	FL	\$ 46,995.00	\$ 293.45	\$169,395.00	\$ 980.59
Richmar Ave Haines City, FL 33844	FL	\$ 43,340.00	\$ 279.79	\$169,370.00	\$ 958.34
Forest Ridge Way Winter Haven, FL 33881	FL	\$ 45,072.50	\$ 274.23	\$180,477.35	\$ 1,015.00
Van Allen Lp Auburndale, FL 33823	FL	\$ 48,995.00	\$ 256.93	\$178,550.00	\$ 987.00
Highland Crest Cir Lake Wales, FL 33853	FL	\$ 45,285.00	\$ 297.80	\$163,095.00	\$ 959.16
Oak Crossing Blvd Auburndale, FL 33823	FL	\$ 43,000.00	\$ 309.98	\$157,750.00	\$ 954.17
Grey Heron Dr Winter Haven, FL 33881	FL	\$ 48,600.00	\$ 264.76	\$178,500.00	\$ 1,008.58

Kingfish Dr Poinciana, FL 34759	FL	\$ 40,615.00	\$ 309.16	\$153,655.00	\$ 927.58
Summit Dr Winter Haven, FL 33884	FL	\$ 40,362.50	\$ 305.33	\$164,212.50	\$ 912.18
Sunset Pointe Dr Lake Wales, FL 33898	FL	\$ 45,475.00	\$ 287.27	\$165,962.50	\$ 963.67
Snook Way Poinciana, FL 34759	FL	\$ 45,750.00	\$ 303.10	\$161,265.00	\$ 951.58
Wallace Manor Lp Winter Haven, FL 33880	FL	\$ 45,570.00	\$ 333.89	\$166,822.50	\$ 1,014.58
Lancelot Dr Lake Wales, FL 33853	FL	\$ 44,980.00	\$ 282.96	\$167,380.00	\$ 970.09
Wallace Manor Lp Winter Haven, FL 33880	FL	\$ 44,250.00	\$ 273.09	\$162,825.00	\$ 938.75
Queens Cove Blvd Winter Haven, FL 33880	FL	\$ 44,250.00	\$ 309.86	\$158,235.00	\$ 949.75
Lancelot Dr Lake Wales, FL 33853	FL	\$ 45,750.00	\$ 273.24	\$167,385.00	\$ 956.08
Kings Pond Ave Winter Haven, FL 33880	FL	\$ 40,445.00	\$ 314.24	\$142,190.00	\$ 885.42
Muirfield Village St Winter Haven, FL 33881	FL	\$ 49,750.00	\$ 338.37	\$183,625.00	\$ 1,089.92
Lake Cummings Blvd Lake Alfred, FL 33850	FL	\$ 52,495.00	\$ 356.14	\$190,195.00	\$ 1,129.16
Marci Dr Lake Wales, FL 33853	FL	\$ 46,020.00	\$ 331.30	\$170,332.50	\$ 1,029.17
Coleville Dr Kissimmee, FL 34759	FL	\$ 45,795.00	\$ 326.22	\$162,075.00	\$ 979.00
Wallace Manor Blvd Winter Haven, FL 33880	FL	\$ 44,995.00	\$ 266.78	\$168,925.00	\$ 962.50
Cumberland Kissimmee, FL 34759	FL	\$ 43,335.00	\$ 364.62	\$144,315.00	\$ 931.50
Reid Ave Winter Haven, FL 33881	FL	\$ 46,204.75	\$ 333.22	\$185,144.93	\$ 1,093.33
Sophia Blvd Winter Haven, FL 33881	FL	\$ 46,603.85	\$ 331.63	\$185,544.93	\$ 1,091.75
Michelle St Winter Haven, FL 33881	FL	\$ 45,003.85	\$ 344.84	\$183,159.93	\$ 1,100.67
Argyle Gate Loop Rd Dundee, FL 33838	FL	\$ 47,745.00	\$ 321.33	\$169,380.00	\$ 1,004.17
Wallace Manor Blvd Winter Haven, FL 33880	FL	\$ 48,965.00	\$ 331.34	\$179,015.00	\$ 1,061.42
Michelle St Winter Haven, FL 33881	FL	\$ 46,777.50	\$ 301.67	\$187,677.35	\$ 1,072.50
Grey Heron Blvd Winter Haven, FL 33881	FL	\$ 53,643.75	\$ 238.59	\$185,754.93	\$ 1,058.83
Emily Dr Winter Haven, FL 33884	FL	\$ 47,595.00	\$ 345.50	\$167,700.00	\$ 1,019.75
Michelle St Winter Haven, FL 33881	FL	\$ 46,204.75	\$ 333.22	\$185,144.93	\$ 1,093.33
Wahneta Ct Poinciana, FL 34759	FL	\$ 46,695.00	\$ 346.22	\$164,505.00	\$ 1,007.58
Sabal Bend Dr NE Winter Haven, FL 33881	FL	\$ 42,495.00	\$ 379.17	\$149,595.00	\$ 980.41
Water Lily Ct Winter Haven, FL 33881	FL	\$ 46,965.00	\$ 358.35	\$187,480.00	\$ 1,127.08
Roberta Dr Winter Haven, FL 33881	FL	\$ 47,343.50	\$ 328.26	\$189,097.91	\$ 1,103.84
Michelle St Winter Haven, FL 33881	FL	\$ 47,200.70	\$ 333.57	\$188,178.85	\$ 1,104.83
Brenton Manor Dr Winter Haven, FL 33881	FL	\$ 48,120.00	\$ 269.28	\$177,022.50	\$ 992.92
Highland Crest Lp Lake Wales, FL 33853	FL	\$ 47,210.00	\$ 347.84	\$165,785.00	\$ 1,013.50
Forest Ridge Dr Winter Haven, FL 33881	FL	\$ 50,223.00	\$ 256.85	\$185,944.85	\$ 1,060.42
Majestic Gardens Blvd Winter Haven, FL 33880	FL	\$ 47,795.00	\$ 302.03	\$170,195.00	\$ 989.17
Barrington Dr Haines City, FL 33844	FL	\$ 52,495.00	\$ 348.43	\$182,545.00	\$ 1,078.50
Madalyn Ct Auburndale, FL 33823	FL	\$ 46,995.00	\$ 323.68	\$165,570.00	\$ 989.34
Cody Caleb Dr Winter Haven, FL 33881	FL	\$ 48,485.00	\$ 334.29	\$179,300.00	\$ 1,068.66
E Grove Ave Lake Wales, FL 33853	FL	\$ 43,195.00	\$ 418.07	\$156,415.00	\$ 1,053.67
Poplar St Whiteland, IN 46184	IN	\$ 36,000.00	\$ 273.65	\$135,450.00	\$ 816.17
Coatbridge Way Indianapolis, IN 46254	IN	\$ 31,500.00	\$ 250.77	\$117,180.00	\$ 718.17
E 46th St Indianapolis, IN 46226	IN	\$ 30,750.00	\$ 234.79	\$114,135.00	\$ 689.67
Canvasback Dr Indianapolis, IN 46234	IN	\$ 39,750.00	\$ 320.47	\$150,675.00	\$ 925.58
Lacebark Dr Indianapolis, IN 46235	IN	\$ 27,500.00	\$ 261.04	\$100,940.00	\$ 661.67
Southwest Dr Indianapolis, IN 46241	IN	\$ 34,500.00	\$ 398.12	\$ 89,580.00	\$ 707.33
Ontario Ln Indianapolis, IN 46268	IN	\$ 40,750.00	\$ 414.36	\$154,735.00	\$ 1,036.17
Owls Nest Pl Indianapolis, IN 46254	IN	\$ 30,500.00	\$ 268.46	\$113,120.00	\$ 719.17
Sterling Apple Dr Indianapolis, IN 46235	IN	\$ 33,500.00	\$ 387.39	\$125,300.00	\$ 888.17
Birchfield Dr Indianapolis, IN 46268	IN	\$ 36,750.00	\$ 332.99	\$138,495.00	\$ 904.17
Weatherwane Cir Indianapolis, IN 46239	IN	\$ 36,250.00	\$ 414.66	\$136,465.00	\$ 977.25
N Orchard Dr Indianapolis, IN 46236	IN	\$ 35,500.00	\$ 328.96	\$133,420.00	\$ 878.67
Fullwood Ct Indianapolis, IN 46254	IN	\$ 27,125.00	\$ 306.50	\$ 99,417.50	\$ 712.33
Shingle Oak Cv Indianapolis, IN 46224	IN	\$ 33,745.00	\$ 232.11	\$124,780.00	\$ 743.17
Arapahoe Dr Indianapolis, IN 46235	IN	\$ 28,250.00	\$ 264.00	\$103,985.00	\$ 786.25
Kingsboro Ct Indianapolis, IN 46235	IN	\$ 24,750.00	\$ 341.29	\$ 89,775.00	\$ 706.33
Sedgegrass Dr Indianapolis, IN 46235	IN	\$ 31,245.00	\$ 282.56	\$114,630.00	\$ 750.67
Greenside Dr Indianapolis, IN 46235	IN	\$ 38,000.00	\$ 314.52	\$143,570.00	\$ 907.17
Gambel Rd Indianapolis, IN 46221	IN	\$ 31,995.00	\$ 301.17	\$117,675.00	\$ 782.17
Sandoval Ct Indianapolis, IN 46214	IN	\$ 28,745.00	\$ 221.00	\$104,480.00	\$ 646.17
Woodpointe Cir Indianapolis, IN 46234	IN	\$ 34,245.00	\$ 300.52	\$126,810.00	\$ 820.17
Skyway Dr Indianapolis, IN 46229	IN	\$ 30,720.00	\$ 272.08	\$112,498.50	\$ 731.17
Coronado Rd Indianapolis, IN 46234	IN	\$ 27,720.00	\$ 254.95	\$100,318.50	\$ 662.50
S Biltmore Ave Indianapolis, IN 46241	IN	\$ 23,745.00	\$ 278.90	\$ 84,180.00	\$ 618.17
Elmhurst Dr Indianapolis, IN 46226	IN	\$ 26,220.00	\$ 267.38	\$ 94,228.50	\$ 649.17
Waterfield Pl Indianapolis, IN 46235	IN	\$ 31,245.00	\$ 370.06	\$114,630.00	\$ 838.17

Glebe Dr Indianapolis, IN 46237	IN	\$ 35,245.00	\$ 315.35	\$130,870.00	\$ 852.17
Downes Ct Indianapolis, IN 46235	IN	\$ 23,970.00	\$ 297.20	\$ 85,093.50	\$ 640.33
Bonn Blvd Indianapolis, IN 46228	IN	\$ 30,495.00	\$ 273.44	\$111,585.00	\$ 728.66
Sweet River Dr Indianapolis, IN 46221	IN	\$ 30,995.00	\$ 225.44	\$113,615.00	\$ 689.25
Buick Dr Indianapolis, IN 46214	IN	\$ 30,995.00	\$ 285.35	\$113,615.00	\$ 749.17
Meadows Edge Ln Indianapolis, IN 46217	IN	\$ 31,995.00	\$ 230.51	\$117,675.00	\$ 711.50
Sunvista Dr Avon, IN 46123	IN	\$ 36,495.00	\$ 322.87	\$135,945.00	\$ 881.17
Brandenburg Dr Indianapolis, IN 46239	IN	\$ 41,470.00	\$ 322.41	\$156,143.50	\$ 966.17
N Elizabeth St Indianapolis, IN 46219	IN	\$ 26,470.00	\$ 262.08	\$ 95,243.50	\$ 648.17
Poppy Ln Indianapolis, IN 46231	IN	\$ 28,745.00	\$ 244.31	\$104,480.00	\$ 669.47
Orchid Bloom Ln Indianapolis, IN 46231	IN	\$ 33,495.00	\$ 288.08	\$123,765.00	\$ 794.84
Buttercup Way Indianapolis, IN 46254	IN	\$ 28,995.00	\$ 256.71	\$105,495.00	\$ 686.17
Firecrest Ln Camby, IN 46113	IN	\$ 33,495.00	\$ 262.41	\$123,765.00	\$ 769.17
Park North Bend Indianapolis, IN 46260	IN	\$ 31,495.00	\$ 280.76	\$115,645.00	\$ 753.17
Kinross Dr Avon, IN 46123	IN	\$ 37,995.00	\$ 314.10	\$142,035.00	\$ 898.17
Windchime Ct Indianapolis, IN 46235	IN	\$ 32,245.00	\$ 220.88	\$118,690.00	\$ 706.17
E 14th St Indianapolis, IN 46219	IN	\$ 23,970.00	\$ 264.03	\$ 85,093.50	\$ 607.17
W 65th Pl Indianapolis, IN 46268	IN	\$ 40,000.00	\$ 359.37	\$162,400.00	\$ 1,242.50
Yorktown Ln Avon, IN 46123	IN	\$ 43,745.00	\$ 302.33	\$165,380.00	\$ 985.17
Orchard Valley Way Indianapolis, IN 46235	IN	\$ 30,745.00	\$ 291.23	\$112,600.00	\$ 750.75
Copenhaver Dr Indianapolis, IN 46228	IN	\$ 31,995.00	\$ 261.17	\$117,675.00	\$ 742.17
Park North Way Indianapolis, IN 46260	IN	\$ 37,495.00	\$ 335.09	\$140,005.00	\$ 910.57
Park Place Ct Avon, IN 46123	IN	\$ 37,745.00	\$ 334.80	\$141,020.00	\$ 914.57
Epperson Dr Indianapolis, IN 46221	IN	\$ 27,745.00	\$ 283.18	\$100,420.00	\$ 691.17
Deer Creek Pl Indianapolis, IN 46254	IN	\$ 39,096.00	\$ 375.58	\$165,343.50	\$ 1,075.17
Pommel Ct Indianapolis, IN 46203	IN	\$ 36,348.75	\$ 245.76	\$147,575.93	\$ 1,079.17
Gazebo Dr Indianapolis, IN 46227	IN	\$ 35,995.00	\$ 275.13	\$133,915.00	\$ 824.83
Amber Glow Ln Indianapolis, IN 46229	IN	\$ 35,745.00	\$ 285.18	\$131,370.00	\$ 822.00
E Welland St Indianapolis, IN 46229	IN	\$ 23,745.00	\$ 304.06	\$ 84,180.00	\$ 643.33
Cossell Dr Indianapolis, IN 46224	IN	\$ 26,245.00	\$ 275.95	\$ 94,330.00	\$ 658.17
Tahoe Dr Indianapolis, IN 46235	IN	\$ 36,495.00	\$ 284.21	\$135,945.00	\$ 1,059.17
Gates Corner Dr Camby, IN 46113	IN	\$ 42,745.00	\$ 279.44	\$155,200.00	\$ 910.75
Chiltern Dr Indianapolis, IN 46268	IN	\$ 32,745.00	\$ 281.29	\$120,720.00	\$ 775.17
Capsella Ln Indianapolis, IN 46203	IN	\$ 33,620.00	\$ 251.28	\$118,152.50	\$ 725.83
John Glenn Ct Indianapolis, IN 46229	IN	\$ 24,495.00	\$ 282.01	\$ 87,225.00	\$ 634.17
Lassen Ln Indianapolis, IN 46235	IN	\$ 37,995.00	\$ 284.21	\$137,445.00	\$ 1,059.17
Zephyr Dr Indianapolis, IN 46217	IN	\$ 27,370.00	\$ 224.96	\$ 98,897.50	\$ 626.50
Crooked Meadows Dr Indianapolis, IN 46268	IN	\$ 34,745.00	\$ 295.93	\$128,840.00	\$ 824.17
Wildcat Dr #8G Indianapolis, IN 46203	IN	\$ 26,245.00	\$ 196.45	\$ 94,330.00	\$ 578.67
Oak Haven Dr Salisbury, NC 28146	NC	\$ 45,110.00	\$ 281.97	\$183,146.60	\$ 1,079.09
Village Creek Way Salisbury, NC 28147	NC	\$ 36,225.00	\$ 231.49	\$147,073.50	\$ 871.61
Oak Haven Dr Salisbury, NC 28146	NC	\$ 45,110.00	\$ 281.97	\$183,146.60	\$ 1,079.09
Village Creek Way Salisbury, NC 28147	NC	\$ 36,225.00	\$ 231.49	\$147,073.50	\$ 871.61
Oak Haven Dr Salisbury, NC 28146	NC	\$ 45,110.00	\$ 281.97	\$183,146.60	\$ 1,079.09
Oak Haven Dr Salisbury, NC 28146	NC	\$ 45,110.00	\$ 281.97	\$183,146.60	\$ 1,079.09
Oak Haven Dr Salisbury, NC 28147	NC	\$ 45,110.00	\$ 281.97	\$183,146.60	\$ 1,079.09
Village Creek Way Salisbury, NC 28147	NC	\$ 36,225.00	\$ 231.49	\$147,073.50	\$ 871.61
Oak Haven Dr Salisbury, NC 28146	NC	\$ 45,110.00	\$ 281.97	\$183,146.60	\$ 1,079.09
Village Creek Way Salisbury, NC 28147	NC	\$ 36,225.00	\$ 231.49	\$147,073.50	\$ 871.61
Ross Creek Memphis, TN 38141	TN	\$ 39,750.00	\$ 429.71	\$150,675.00	\$ 1,034.82
Phillipson Way Memphis, TN 38125	TN	\$ 57,500.00	\$ 532.28	\$231,875.00	\$ 1,471.25
Old Brownsville Rd Bartlett, TN 38002	TN	\$ 53,900.00	\$ 449.38	\$216,650.00	\$ 1,325.75
Gilford Dr Memphis, TN 38141	TN	\$ 39,750.00	\$ 353.72	\$150,675.00	\$ 958.83
Grand Pines Dr Memphis, TN 38125	TN	\$ 47,250.00	\$ 445.36	\$188,737.50	\$ 1,221.67
Wildflower Ln Memphis, TN 38125	TN	\$ 48,500.00	\$ 427.24	\$186,200.00	\$ 1,178.42
Shadow Cv Arlington, TN 38002	TN	\$ 51,000.00	\$ 434.27	\$196,350.00	\$ 1,227.17
Regency Oaks Dr Bartlett, TN 38135	TN	\$ 52,250.00	\$ 415.23	\$201,425.00	\$ 1,229.00
Creek Mist Cv Memphis, TN 38141	TN	\$ 31,625.00	\$ 361.43	\$117,687.50	\$ 830.92
Sea Horse Dr Memphis, TN 38141	TN	\$ 36,000.00	\$ 311.40	\$135,450.00	\$ 853.92
Willow Way Cv Memphis, TN 38141	TN	\$ 35,375.00	\$ 337.44	\$132,912.50	\$ 885.00
Millus Cv Arlington, TN 38002	TN	\$ 59,900.00	\$ 385.28	\$242,025.00	\$ 1,394.50
Fawn Valley Cv Memphis, TN 38125	TN	\$ 48,500.00	\$ 402.64	\$186,200.00	\$ 1,175.67
Southern Ave Memphis, TN 38111	TN	\$ 39,750.00	\$ 425.62	\$150,675.00	\$ 1,048.33
Germanshire Ln Memphis, TN 38125	TN	\$ 42,250.00	\$ 364.84	\$160,825.00	\$ 1,030.50

Old Forest Rd Memphis, TN 38125	TN	\$ 49,750.00	\$ 418.50	\$191,275.00	\$ 1,213.00
Naragansett Cv Memphis, TN 38125	TN	\$ 40,245.00	\$ 342.95	\$151,170.00	\$ 965.67
Snyder Rd Memphis, TN 38125	TN	\$ 37,745.00	\$ 385.48	\$141,020.00	\$ 965.25
Green Heron Ln Memphis, TN 38018	TN	\$ 57,995.00	\$ 370.72	\$232,370.00	\$ 1,337.00
S Beringer Cv Memphis, TN 38018	TN	\$ 45,245.00	\$ 381.06	\$171,470.00	\$ 1,089.67
Summer Wind Ln Arlington, TN 38002	TN	\$ 59,195.00	\$ 416.25	\$237,445.00	\$ 1,404.00
Far Dr Memphis, TN 38016	TN	\$ 47,745.00	\$ 436.12	\$181,620.00	\$ 1,187.67
Delgate Cv Memphis, TN 38125	TN	\$ 43,995.00	\$ 402.53	\$166,395.00	\$ 1,089.67
Stable Run Cv Memphis, TN 38016	TN	\$ 61,595.00	\$ 391.14	\$247,595.00	\$ 1,421.83
Kennet Ct Memphis, TN 38141	TN	\$ 32,250.00	\$ 364.04	\$120,225.00	\$ 857.92
Herring Cv Memphis, TN 38018	TN	\$ 42,745.00	\$ 359.34	\$161,320.00	\$ 1,025.00
Cornelia Ln Memphis, TN 38117	TN	\$ 33,995.00	\$ 304.57	\$125,795.00	\$ 819.92
Glenchase Dr Bartlett, TN 38135	TN	\$ 56,795.00	\$ 389.61	\$227,295.00	\$ 1,334.42
Sawyer Lake Drive Arlington, TN 38002	TN	\$ 57,995.00	\$ 417.97	\$232,370.00	\$ 1,384.25
Palgrave Ln Memphis, TN 38125	TN	\$ 35,870.00	\$ 302.78	\$133,407.50	\$ 850.33
Lee Side Cv Memphis, TN 38016	TN	\$ 45,245.00	\$ 390.15	\$171,470.00	\$ 1,098.75
Kenbridge Dr Bartlett, TN 38134	TN	\$ 44,620.00	\$ 367.88	\$168,932.50	\$ 1,065.75
Sandy Stone Ln Memphis, TN 38016	TN	\$ 43,995.00	\$ 383.87	\$166,395.00	\$ 1,071.00
Cornelia Ln Memphis, TN 38117	TN	\$ 32,995.00	\$ 274.75	\$121,735.00	\$ 772.95
Windy Willow Cv Memphis, TN 38125	TN	\$ 45,245.00	\$ 386.65	\$171,470.00	\$ 1,095.25
Guillory St Bartlett, TN 38134	TN	\$ 47,745.00	\$ 424.78	\$181,620.00	\$ 1,176.33
Tutwiler Ave Memphis, TN 38107	TN	\$ 51,495.00	\$ 608.86	\$196,845.00	\$ 1,424.83
Ross Manor Dr Memphis, TN 38141	TN	\$ 37,120.00	\$ 380.64	\$138,482.50	\$ 949.67
Freehold Dr Memphis, TN 38125	TN	\$ 47,745.00	\$ 378.12	\$181,620.00	\$ 1,129.67
Sycamore Hill Dr Bartlett, TN 38135	TN	\$ 39,620.00	\$ 337.61	\$148,632.50	\$ 949.58
Hollorn Ln Memphis, TN 38125	TN	\$ 39,620.00	\$ 365.19	\$148,632.50	\$ 977.17
Misty Bay Dr Memphis, TN 38002	TN	\$ 39,000.00	\$ 351.08	\$135,390.00	\$ 892.20
Loeb St Memphis, TN 38111	TN	\$ 43,995.00	\$ 409.95	\$166,395.00	\$ 1,097.08
Cameron Ridge Trl Cordova, TN 38016	TN	\$ 36,150.00	\$ 372.51	\$131,775.00	\$ 909.33
Chastain Pl Cordova, TN 38018	TN	\$ 42,500.00	\$ 575.43	\$164,900.00	\$ 1,262.57
Water Fowl Ln Memphis, TN 38141	TN	\$ 34,620.00	\$ 333.33	\$128,332.50	\$ 859.42
Fulton Ln Memphis, TN 38016	TN	\$ 40,870.00	\$ 364.47	\$153,707.50	\$ 997.92
Oakden Cv Memphis, TN 38125	TN	\$ 47,745.00	\$ 395.28	\$181,620.00	\$ 1,146.83
Naragansett Cv Memphis, TN 38125	TN	\$ 40,245.00	\$ 340.04	\$151,170.00	\$ 962.75
Boothbay Cv Memphis, TN 38141	TN	\$ 40,245.00	\$ 349.79	\$151,170.00	\$ 972.50
Shallowhill Dr Bartlett, TN 38135	TN	\$ 41,495.00	\$ 345.15	\$156,245.00	\$ 989.33
Sea Horse Dr Memphis, TN 38141	TN	\$ 45,870.00	\$ 401.41	\$174,007.50	\$ 1,120.75
Whistler Dr Memphis, TN 38018	TN	\$ 48,995.00	\$ 419.06	\$186,695.00	\$ 1,192.08
Dulwich Rd Memphis, TN 38016	TN	\$ 50,870.00	\$ 435.68	\$194,307.50	\$ 1,240.92
Delvan Cv Lakeland, TN 38002	TN	\$ 51,495.00	\$ 464.95	\$196,845.00	\$ 1,280.92
Lake Springs Ln Cordova, TN 38016	TN	\$ 45,245.00	\$ 419.06	\$171,470.00	\$ 1,127.67
Windy Willow Rd Memphis, TN 38125	TN	\$ 35,245.00	\$ 360.68	\$130,870.00	\$ 897.50
Autumn Forrest Dr Memphis, TN 38125	TN	\$ 49,620.00	\$ 465.32	\$189,232.50	\$ 1,249.08
Hummingbird Ln Memphis, TN 38117	TN	\$ 79,395.00	\$ 805.36	\$267,895.00	\$ 1,852.17
Old Village Ln Memphis, TN 38125	TN	\$ 37,995.00	\$ 319.10	\$142,035.00	\$ 903.17
Lanthorn Dr Memphis, TN 38016	TN	\$ 47,745.00	\$ 430.37	\$181,620.00	\$ 1,181.92
Bronze Cv Memphis, TN 38125	TN	\$ 48,995.00	\$ 451.81	\$186,695.00	\$ 1,224.83
Bristol Meadow Ln Memphis, TN 38125	TN	\$ 53,195.00	\$ 408.95	\$212,070.00	\$ 1,289.33
Hickory Bark Dr Memphis, TN 38141	TN	\$ 38,995.00	\$ 344.34	\$146,095.00	\$ 945.58
Tunsberg Cv Memphis, TN 38016	TN	\$ 51,495.00	\$ 449.86	\$196,845.00	\$ 1,265.83
Tahiti Ln Memphis, TN 38117	TN	\$ 32,745.00	\$ 289.54	\$120,720.00	\$ 783.42
Branley Oak Dr Memphis, TN 38016	TN	\$ 47,745.00	\$ 379.62	\$181,620.00	\$ 1,131.17
Kings Trail Dr Cordova, TN 38016	TN	\$ 52,120.00	\$ 436.46	\$199,382.50	\$ 1,263.17
Appling Crest Dr Memphis, TN 38133	TN	\$ 38,995.00	\$ 354.76	\$146,095.00	\$ 956.00
Fairwind Cv Memphis, TN 38125	TN	\$ 52,745.00	\$ 466.22	\$201,920.00	\$ 1,303.66
Locust Grove Dr Memphis, TN 38016	TN	\$ 51,495.00	\$ 342.20	\$196,845.00	\$ 1,158.17
Shady Elm Dr Cordova, TN 38018	TN	\$ 45,470.00	\$ 377.93	\$171,618.50	\$ 1,086.10
Whistler Valley Dr Cordova, TN 38018	TN	\$ 42,745.00	\$ 430.63	\$146,020.00	\$ 1,010.40



Appendix D
Property Resale Data

COUNT: 114

PROPERTY ADDRESS	CITY	STATE	ORIGINAL PURCHASE PRICE	ORIGINAL PURCHASE DATE	SALE PRICE	SALE DATE	EQUITY CREATED	YEARS OWNED
E 36th Ave	Apache Junction	AZ	\$ 76,050.00	4/4/2012	\$ 149,000.00	01/13/2017	\$ 72,950.00	4.78
W Lewis Ave	Phoenix	AZ	\$ 119,600.00	1/15/2013	\$ 166,000.00	01/15/2017	\$ 46,400.00	4.00
W Ocotillo St	Casa Grande	AZ	\$ 122,400.00	12/11/2012	\$ 124,000.00	02/07/2017	\$ 1,600.00	4.16
S 48th St	Coolidge	AZ	\$ 123,300.00	10/9/2012	\$ 155,000.00	02/14/2017	\$ 31,700.00	4.35
S 84th	Tolleson	AZ	\$ 110,500.00	4/17/2012	\$ 185,000.00	02/17/2017	\$ 74,500.00	4.84
E Primorose Ln	Florence	AZ	\$ 128,000.00	1/29/2013	\$ 165,000.00	02/27/2017	\$ 37,000.00	4.08
South Wesley St	Mesa	AZ	\$ 103,300.00	5/26/2011	\$ 225,000.00	03/01/2017	\$ 121,700.00	5.77
E Stirrup Ln	San Tan Valley	AZ	\$ 137,000.00	9/19/2013	\$ 189,000.00	03/01/2017	\$ 52,000.00	3.45
W Taylor St	Phoenix	AZ	\$ 111,000.00	9/24/2012	\$ 155,000.00	03/01/2017	\$ 44,000.00	4.44
W Roth Rd	MariCopa	AZ	\$ 129,900.00	3/1/2013	\$ 165,000.00	03/01/2017	\$ 35,100.00	4.00
W Mohave St	Buckeye	AZ	\$ 122,500.00	4/15/2013	\$ 175,000.00	03/23/2017	\$ 52,500.00	3.94
E Desert Rose Trail	San Tan Valley	AZ	\$ 124,500.00	12/4/2013	\$ 153,000.00	03/31/2017	\$ 28,500.00	3.32
W Vekol Ct	Casa Grande	AZ	\$ 125,700.00	1/27/2014	\$ 150,000.00	04/11/2017	\$ 24,300.00	3.21
W Kristina Ave	Queen Creek	AZ	\$ 117,000.00	3/7/2014	\$ 175,000.00	04/13/2017	\$ 58,000.00	3.10
E Catino St	San Tan Valley	AZ	\$ 70,000.00	8/3/2011	\$ 165,000.00	04/14/2017	\$ 95,000.00	5.70
W Datil Cir	Apache Junction	AZ	\$ 142,000.00	10/8/2013	\$ 175,000.00	04/19/2017	\$ 33,000.00	3.53
W 22nd Ave	Apache Junction	AZ	\$ 132,400.00	9/11/2013	\$ 169,000.00	04/24/2017	\$ 36,600.00	3.62
W Krall St	Glendale	AZ	\$ 118,000.00	11/16/2011	\$ 221,500.00	04/26/2017	\$ 103,500.00	5.45
W Desert Seasons Dr	Queen Creek	AZ	\$ 144,500.00	12/26/2012	\$ 196,000.00	04/28/2017	\$ 51,500.00	4.34
E Meadow Mist Ln	San Tan Valley	AZ	\$ 109,000.00	10/14/2013	\$ 145,000.00	05/11/2017	\$ 36,000.00	3.58
N Glen Meadows Ln	San Tan Valley	AZ	\$ 70,500.00	5/1/2012	\$ 165,000.00	05/24/2017	\$ 94,500.00	5.07
E Penny Ln	San Tan Valley	AZ	\$ 125,400.00	3/25/2013	\$ 175,000.00	05/26/2017	\$ 49,600.00	4.17
W Maldonado Rd	Phoenix	AZ	\$ 102,600.00	5/30/2012	\$ 175,000.00	05/26/2017	\$ 72,400.00	4.99
W Mission Ln	Waddell	AZ	\$ 137,000.00	11/28/2012	\$ 220,000.00	05/26/2017	\$ 83,000.00	4.49
W Racine Loop	Casa Grande	AZ	\$ 138,400.00	9/25/2012	\$ 158,500.00	06/01/2017	\$ 20,100.00	4.69
S Valley Dr	Apache Junction	AZ	\$ 86,300.00	6/27/2012	\$ 157,000.00	06/02/2017	\$ 70,700.00	4.93
N Recker Rd, Unit 12	Mesa	AZ	\$ 112,400.00	2/27/2013	\$ 170,000.00	06/02/2017	\$ 57,600.00	4.26
W Tinajas Drive	Arizona City	AZ	\$ 96,000.00	9/4/2013	\$ 125,000.00	06/16/2017	\$ 29,000.00	3.78
W Central Ave	Coolidge	AZ	\$ 105,000.00	9/5/2013	\$ 125,000.00	06/22/2017	\$ 20,000.00	3.80
E Meadow Chase Dr	San Tan Valley	AZ	\$ 123,900.00	5/27/2014	\$ 162,500.00	06/27/2017	\$ 38,600.00	3.09
N Trezell Rd	Casa Grande	AZ	\$ 78,000.00	10/9/2012	\$ 118,000.00	06/30/2017	\$ 40,000.00	4.73
E. Pinto Valley Rd.	San Tan Valley	AZ	\$ 118,000.00	8/10/2011	\$ 200,000.00	06/30/2017	\$ 82,000.00	5.89
N. 25th Pl	Phoenix	AZ	\$ 115,000.00	3/30/2012	\$ 225,000.00	07/06/2017	\$ 110,000.00	5.27
N High Dunes Dr	Florence	AZ	\$ 100,000.00	6/13/2012	\$ 140,000.00	07/06/2017	\$ 40,000.00	5.07
E. Silversmith Trl.	San Tan Valley	AZ	\$ 69,000.00	9/12/2011	\$ 163,000.00	07/06/2017	\$ 94,000.00	5.82
E. Silversmith Trl	San Tan Valley	AZ	\$ 63,000.00	9/13/2011	\$ 163,000.00	07/12/2017	\$ 100,000.00	5.83
E. Stardust Way	San Tan Valley	AZ	\$ 128,000.00	7/25/2013	\$ 169,000.00	07/13/2017	\$ 41,000.00	3.97
E Poncho Lane	San Tan Valley	AZ	\$ 138,000.00	7/16/2014	\$ 155,000.00	07/14/2017	\$ 17,000.00	3.00
S 236th Ave	Buckeye	AZ	\$ 115,500.00	7/17/2012	\$ 180,000.00	07/17/2017	\$ 64,500.00	5.00
W Cactus Wren Dr	Glendale	AZ	\$ 105,000.00	12/30/2011	\$ 220,000.00	07/20/2017	\$ 115,000.00	5.56
E Settlers Trl	Casa Grande	AZ	\$ 124,000.00	11/28/2012	\$ 161,000.00	07/21/2017	\$ 37,000.00	4.65
N. Sundown Dr.	San Tan Valley	AZ	\$ 88,900.00	10/20/2011	\$ 177,500.00	07/24/2017	\$ 88,600.00	5.76
N. 78th Ave.	Glendale	AZ	\$ 143,000.00	3/25/2013	\$ 160,000.00	07/28/2017	\$ 17,000.00	4.35
East 29th Avenue	Apache Junction	AZ	\$ 160,400.00	1/7/2013	\$ 219,000.00	07/28/2017	\$ 58,600.00	4.56
W Navajo St	Goodyear	AZ	\$ 137,500.00	8/28/2012	\$ 202,000.00	08/01/2017	\$ 64,500.00	4.93
N 61st St	Mesa	AZ	\$ 183,500.00	7/26/2013	\$ 203,000.00	08/02/2017	\$ 19,500.00	4.02
E Shapinsay Dr	Queen Creek	AZ	\$ 134,400.00	5/14/2013	\$ 165,000.00	08/04/2017	\$ 30,600.00	4.23
N Sunrise Circle	Florence	AZ	\$ 92,500.00	5/7/2013	\$ 122,000.00	08/18/2017	\$ 29,500.00	4.29
W Palo Verde St	Casa Grande	AZ	\$ 126,300.00	7/3/2012	\$ 169,000.00	08/21/2017	\$ 42,700.00	5.14
West Fawn Drive	Laveen	AZ	\$ 150,000.00	11/30/2012	\$ 205,000.00	08/25/2017	\$ 55,000.00	4.74
W Hess Ave	Coolidge	AZ	\$ 72,300.00	1/14/2013	\$ 122,000.00	08/25/2017	\$ 49,700.00	4.61
S Mulberry St	Florence	AZ	\$ 70,800.00	11/28/2012	\$ 118,000.00	08/29/2017	\$ 47,200.00	4.75

E. Verona St.	San Tan Valley	AZ	\$ 78,000.00	9/2/2011	\$ 172,500.00	09/05/2017	\$ 94,500.00	6.01
W. Harding Ave	Coolidge	AZ	\$ 89,400.00	10/29/2012	\$ 137,300.00	09/13/2017	\$ 47,900.00	4.88
E Meadow Mist Ln	San Tan Valley	AZ	\$ 129,500.00	9/17/2013	\$ 165,000.00	09/13/2017	\$ 35,500.00	3.99
S Chaparral Rd	Apache Junction	AZ	\$ 131,000.00	1/14/2013	\$ 178,000.00	09/22/2017	\$ 47,000.00	4.69
W Gold Dust Ave	Queen Creek	AZ	\$ 126,500.00	6/18/2014	\$ 167,000.00	09/27/2017	\$ 40,500.00	3.28
S 74th Ln	Laveen	AZ	\$ 82,500.00	9/8/2011	\$ 191,000.00	09/29/2017	\$ 108,500.00	6.06
N Alma School # 136	Mesa	AZ	\$ 70,700.00	1/29/2013	\$ 136,000.00	09/29/2017	\$ 65,300.00	4.67
E Saddle Way	San Tan Valley	AZ	\$ 155,000.00	6/8/2012	\$ 197,000.00	09/29/2017	\$ 42,000.00	5.31
E Yellow Wood Ave	San Tan Valley	AZ	\$ 130,000.00	10/4/2013	\$ 169,000.00	09/29/2017	\$ 39,000.00	3.99
W. Central Ave	Coolidge	AZ	\$ 120,000.00	9/3/2013	\$ 145,000.00	10/02/2017	\$ 25,000.00	4.08
W Oster Dr	Maricopa	AZ	\$ 93,000.00	6/29/2011	\$ 170,000.00	10/05/2017	\$ 77,000.00	6.27
N 152nd Drive	Goodyear	AZ	\$ 119,000.00	12/16/2013	\$ 167,500.00	10/06/2017	\$ 48,500.00	3.81
W Mila Way	Queen Creek	AZ	\$ 104,000.00	9/2/2011	\$ 215,000.00	10/16/2017	\$ 111,000.00	6.13
E Christopher St	San Tan Valley	AZ	\$ 92,000.00	8/3/2011	\$ 176,000.00	10/20/2017	\$ 84,000.00	6.22
E Meadow Creek Way	San Tan Valley	AZ	\$ 120,000.00	7/16/2015	\$ 170,000.00	10/20/2017	\$ 50,000.00	2.27
E Meadow Creek Way	San Tan Valley	AZ	\$ 117,000.00	6/5/2014	\$ 167,000.00	11/01/2017	\$ 50,000.00	3.41
W Hadley St	Buckeye	AZ	\$ 155,000.00	8/29/2014	\$ 175,000.00	11/16/2017	\$ 20,000.00	3.22
W Broadway Ave	Coolidge	AZ	\$ 109,000.00	8/7/2013	\$ 145,000.00	11/20/2017	\$ 36,000.00	4.29
E Lush Vista View	Florence	AZ	\$ 108,500.00	10/15/2013	\$ 137,000.00	11/21/2017	\$ 28,500.00	4.10
W Jardin Dr	Casa Grande	AZ	\$ 112,000.00	8/16/2013	\$ 145,000.00	11/21/2017	\$ 33,000.00	4.27
N Testcomb Dr	San Tan Valley	AZ	\$ 128,100.00	7/12/2013	\$ 172,000.00	11/29/2017	\$ 43,900.00	4.39
E Primrose Ln	Florence	AZ	\$ 118,175.00	5/23/2014	\$ 139,000.00	11/29/2017	\$ 20,825.00	3.52
E Geona	San Tan Valley	AZ	\$ 76,000.00	8/3/2011	\$ 173,000.00	12/22/2017	\$ 97,000.00	6.39
E Navajo Ave	Apache Junction	AZ	\$ 123,420.00	6/20/2013	\$ 155,000.00	12/19/2017	\$ 31,580.00	4.50
Stonehaven Dr	Haines City	FL	\$ 137,000.00	7/18/2014	\$ 170,000.00	07/07/2017	\$ 33,000.00	2.97
Colchester Pl	Kissimmee	FL	\$ 130,000.00	12/6/2013	\$ 169,900.00	07/26/2017	\$ 39,900.00	3.64
Garberia Dr	Davenport	FL	\$ 136,000.00	10/4/2013	\$ 177,900.00	07/31/2017	\$ 41,900.00	3.82
Canvasback	Indianapolis	IN	\$ 142,000.00	5/28/2014	\$ 153,000.00	01/09/2017	\$ 11,000.00	2.62
Lacebark Dr	Indianapolis	IN	\$ 89,900.00	12/26/2014	\$ 96,000.00	01/10/2017	\$ 6,100.00	2.04
Jupiter Dr	Indianapolis	IN	\$ 90,000.00	9/18/2014	\$ 100,000.00	01/17/2017	\$ 10,000.00	2.33
Meadows Edge Lane	Perry	IN	\$ 105,000.00	3/30/2015	\$ 110,000.00	04/27/2017	\$ 5,000.00	2.08
Bonn Drive	Indianapolis	IN	\$ 92,900.00	6/6/2014	\$ 103,000.00	05/11/2017	\$ 10,100.00	2.93
Orchid Bloom Ln.	Indianapolis	IN	\$ 105,000.00	1/14/2014	\$ 118,000.00	05/11/2017	\$ 13,000.00	3.32
Poppy Ln	Indianapolis	IN	\$ 89,500.00	1/22/2014	\$ 99,000.00	05/18/2017	\$ 9,500.00	3.32
Redan Dr.	Indianapolis	IN	\$ 93,500.00	5/11/2015	\$ 106,000.00	05/22/2017	\$ 12,500.00	2.03
Pleasant Creek Ct	Indianapolis	IN	\$ 99,000.00	3/31/2014	\$ 136,100.00	06/05/2017	\$ 37,100.00	3.18
Buttercup Way	Indianapolis	IN	\$ 89,900.00	2/24/2014	\$ 100,000.00	06/19/2017	\$ 10,100.00	3.32
Steelewater Ln	Indianapolis	IN	\$ 83,000.00	10/1/2014	\$ 94,000.00	06/23/2017	\$ 11,000.00	2.73
Dollar Forge Ct	Indianapolis	IN	\$ 100,000.00	3/5/2015	\$ 119,000.00	07/03/2017	\$ 19,000.00	2.33
Orchard Valley Way	Indianapolis	IN	\$ 91,000.00	2/13/2015	\$ 107,000.00	07/06/2017	\$ 16,000.00	2.39
Steelewater Way	Indianapolis	IN	\$ 89,500.00	4/18/2014	\$ 99,000.00	07/17/2017	\$ 9,500.00	3.25
Braxton Drvie	Indianapolis	IN	\$ 93,900.00	5/20/2014	\$ 105,000.00	07/24/2017	\$ 11,100.00	3.18
Snowdrop Way	Indianapolis	IN	\$ 113,500.00	12/9/2015	\$ 125,000.00	08/14/2017	\$ 11,500.00	1.68
Wedgewood Dr	Indianapolis	IN	\$ 110,000.00	10/27/2014	\$ 147,000.00	09/01/2017	\$ 37,000.00	2.85
Accent Drive	Indianapolis	IN	\$ 109,000.00	9/10/2015	\$ 118,000.00	10/06/2017	\$ 9,000.00	2.07
N 20th Ave	Beech Grove	IN	\$ 87,900.00	1/22/2014	\$ 120,000.00	11/03/2017	\$ 32,100.00	3.78
Gazebo Dr	Indianapolis	IN	\$ 120,000.00	6/30/2016	\$ 128,000.00	11/07/2017	\$ 8,000.00	1.36
Warwick Rd	Indianapolis	IN	\$ 147,000.00	9/7/2016	\$ 168,000.00	12/08/2017	\$ 21,000.00	1.25
N Heatherlea Ct	Indianapolis	IN	\$ 75,000.00	7/31/2014	\$ 80,000.00	11/30/2017	\$ 5,000.00	3.34
Fountain Walk Ave	Las Vegas	NV	\$ 81,000.00	8/18/2011	\$ 165,000.00	01/12/2017	\$ 84,000.00	5.41
Norburn Drive	Las Vegas	NV	\$ 83,000.00	8/18/2011	\$ 170,000.00	01/30/2017	\$ 87,000.00	5.46
Nestled Oak Ave	North Las Vegas	NV	\$ 134,000.00	6/27/2013	\$ 205,000.00	04/05/2017	\$ 71,000.00	3.78
Down Quilt Ct	Las Vegas	NV	\$ 115,000.00	6/13/2013	\$ 170,000.00	06/16/2017	\$ 55,000.00	4.01
Feral Garden St	North Las Vegas	NV	\$ 95,000.00	4/2/2012	\$ 200,000.00	06/22/2017	\$ 105,000.00	5.22
Coral Flower Ct	Las Vegas	NV	\$ 113,500.00	3/19/2012	\$ 235,000.00	09/05/2017	\$ 121,500.00	5.47
New Leaf Ave	Las Vegas	NV	\$ 108,400.00	1/11/2013	\$ 194,000.00	09/18/2017	\$ 85,600.00	4.69
Tiltan Kilt Ave	North Las Vegas	NV	\$ 193,500.00	2/2/2015	\$ 240,000.00	11/07/2017	\$ 46,500.00	2.76
Wildwood Glen Dr.	Las Vegas	NV	\$ 152,000.00	8/11/2014	\$ 205,000.00	12/13/2017	\$ 53,000.00	3.34
Carisbrook Dr	North Las Vega	NV	\$ 137,000.00	8/28/2013	\$ 205,000.00	12/18/2017	\$ 68,000.00	4.31
Windy Willow	Memphis	TN	\$ 125,000.00	9/17/2014	\$ 125,000.00	10/04/2017	\$ -	3.05
Old Village Ln	Memphis	TN	\$ 120,000.00	9/10/2014	\$ 136,000.00	11/07/2017	\$ 16,000.00	3.16
Bristol Meadow Ln	Memphis	TN	\$ 175,000.00	2/27/2015	\$ 205,000.00	12/26/2017	\$ 30,000.00	2.83